



2018 Charity Softball Game versus Law Enforcement



Tollgate Fire, Utah
August 2018

GERING
VOLUNTEER
FIRE
DEPARTMENT

ANNUAL REPORT 2018

GERING VOLUNTEER FIRE DEPARTMENT - 2018

ANNUAL REPORT OF FIRE & RESCUE CALLS

<u>Total Calls</u>	<u>2018-573</u>	<u>2017-720</u>	<u>2016-738</u>
City Fires	14	28	29
Rural Fires	18	6	15
City Rescues	362	469	449
Rural Rescues	24	50	46
Motor Vehicle Accidents	40	29	43
False Alarms	24	27	35
Aid (Given) (10)	20	19	34
Aid (Received) (4)	4	3	4
Service Calls	38	27	10
Misc. Calls	33	65	77

Estimated Losses From Fire:

	<u>2018</u>	<u>2017</u>	<u>2016</u>
City Property	\$ 10,700	\$ 3,750	\$ 157,830
Rural Property	\$ 21,000	\$ 0	\$ 101,500

Estimated Value of Property Involved in Fire:

	<u>2018</u>	<u>2017</u>	<u>2016</u>
City Property	\$27,280,000	\$28,648,596	\$1,366,100
Rural Property	\$ 33,500	\$ 0	\$ 306,000

Average Number of Personnel Responding to Calls: 10

City Fires – 10	City Rescues – 9
Rural Fires – 15	Rural Rescues – 11

Estimated number of man hours spent on all calls – 2,792

Man Hours other than Calls:

4,824	Training
685	Regular, State & Regional, Meetings
216	Public Education
23	Inspections & pre-planning by members
6	Repairs & maintenance by members
1,257	Public Relations
2,400	City Fire Marshal

Estimated total man hours spent on all Fire Department activities is – 12,203

STATE & NATIONAL:

Brett Walter received the Gering Fire Department's 2018 "LeRoy Elliott" Firefighter Of the year award

Jim Lawson was elected Secretary-Treasurer Scotts Bluff County Mutual Aid.

Parrish Abel was elected President of the NSVFA

Darrell Vance serves on the NE State Fire School Committee and Ne Fire Chiefs Board

Highlights for the year: Gering FD hosted a state Firefighter 1 course for our area. 5 Gering Firefighters obtained National Firefighter 1 Certification. Gering FD also hosted a Leadership Symposium for the Nebraska Chiefs Association with over 100 in attendance. Gering FD also hosted the 2nd annual Wildfire Academy. Over 50 state, regional and local agencies participated in the 2 day exercise.

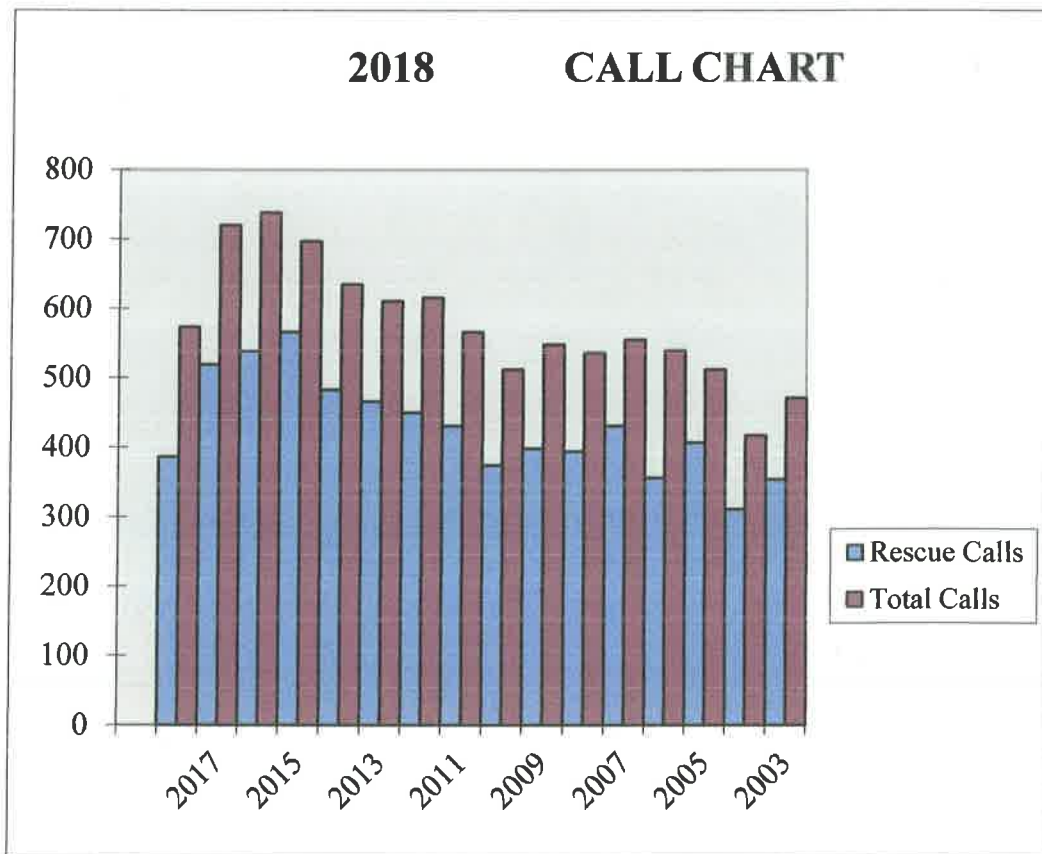
Gering FD responded to 3 out of state requests for assistance on large wildfires. Firefighters spent 10 days in Walsenberg Colorado on the Spring Fire. Firefighters participated in Initial Attack for 13 days in Utah on 2 separate fires. Firefighters spent 3 days on the Vineyard Fire in Custer South Dakota.

This is the 18th year of the Mutual Finance Assistance Fund from of the State of Nebraska. The City received \$40,612 and the Rural received \$ 19,907 in 2018. The fire department was awarded two grants to assist with purchase of PPE and safety equipment totaling \$6,700. The fire department also has applied for an AFG grant to purchase communication equipment exceeding \$120,000.

On behalf of the Fire Department, we would like to thank Mayor Tony Kaufman and the City Council members for their continued support and cooperation given to us throughout the year.

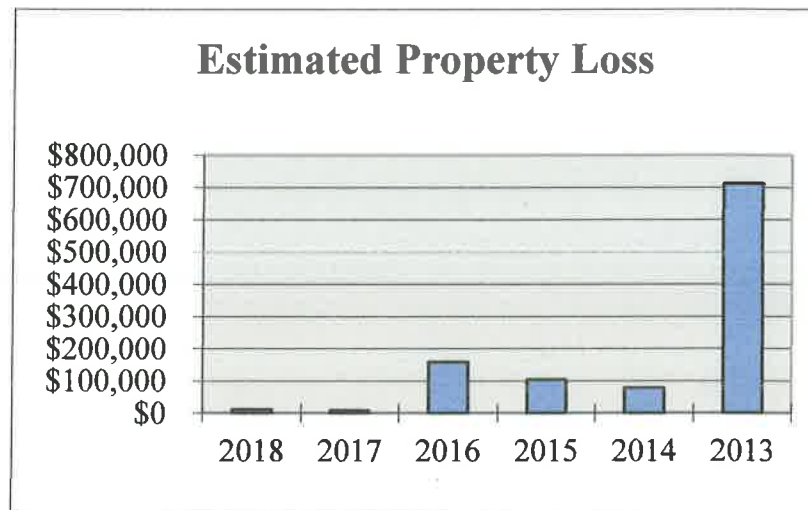
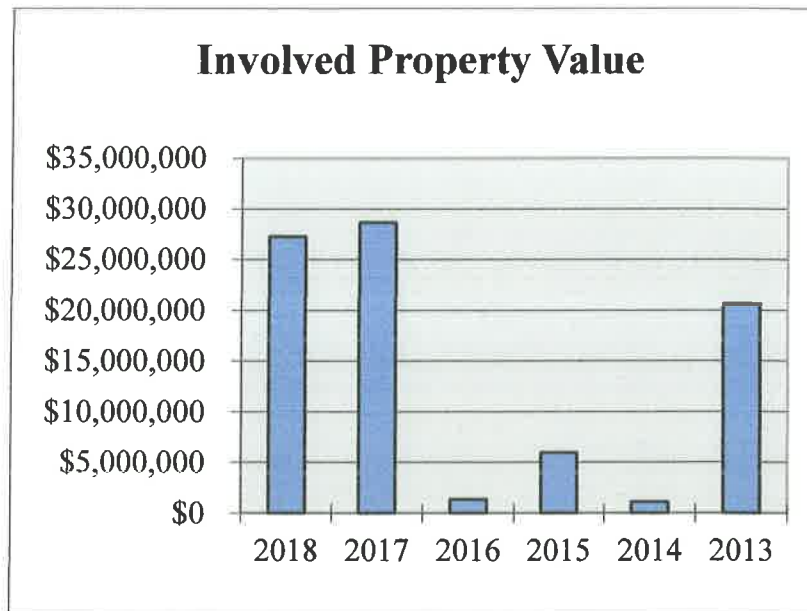
2018 Gering Volunteer Fire Department

Year	Rescue Calls	Total Calls
2018	386	573
2017	519	720
2016	538	738
2015	566	697
2014	483	635
2013	466	611
2012	450	616
2011	431	566
2010	374	512
2009	398	548
2008	394	536
2007	431	555
2006	356	540
2005	407	512
2004	311	417
2003	354	471




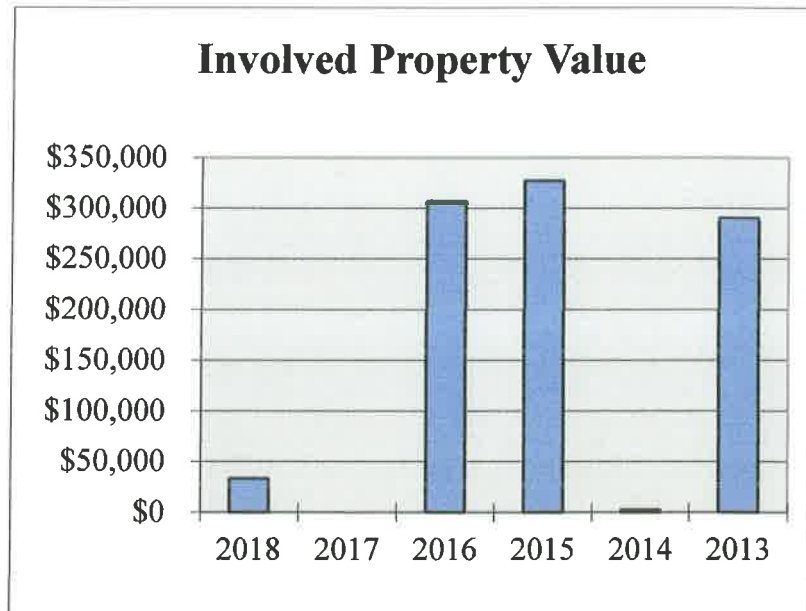
**Gering Volunteer Fire Department
2018 City Property Involved & Loss Comparison**

	Involved Property Value	Est. Property Loss
2018	\$27,280,000	\$10,700
2017	\$28,648,596	\$7,850
2016	\$1,366,100	\$157,830
2015	\$5,959,800	\$103,325
2014	\$1,100,950	\$78,700
2013	\$20,630,900	\$713,425



**Gering Volunteer Fire Department
2018 Rural Property Involved & Loss Comparison**

	Involved Property Value	Est. Property Loss
2018	\$33,500	\$21,000
2017	\$0	\$0
2016	\$306,000	\$101,500
2015	\$327,000	\$7,600
2014	\$2,500	\$500
2013	\$290,000	\$1,100





Gering Fire Department

Departmental Activity Report GFD

Current Period: 01/01/2018 to 12/31/2018, Prior Period: 01/01/2017 to 12/31/2017

00:00 to 24:00

All Stations

All Shifts

All Units

Fire Alarm Responses, Training Classes, Activities (Non-Incident), Occupancy Inspections and Activities, Hydrant Insp/Repairs, Hydrant Flow Tests, Equip Maint/Testing, Departmental Events

Category	Current Period		Prior Period	
	Count	Staff Hrs	Count	Staff Hrs
Fire Alarm Situations				
Accident, potential accident	4	9.17	4	10.69
Animal problem or rescue	1	13.75	2	0.65
Combustible/flammable spills & leaks	3	14.29	6	62.35
Controlled burning	5	17.49	0	0.00
Cultivated vegetation, crop fire	1	89.31	1	10.70
Dispatched and cancelled en route	27	22.96	39	83.97
Electrical rescue	1	44.20	0	0.00
Electrical wiring/equipment problem	8	52.35	7	93.43
Emergency medical service (EMS) Incident	393	151.83	542	114.27
Excessive heat, scorch burns with no	1	12.35	0	0.00
Extrication, rescue	0	0.00	1	31.68
False alarm and false call, Other	1	1.85	10	25.33
Fire, Other	0	0.00	1	3.30
Good intent call, Other	6	17.66	4	4.19
Hazardous condition, Other	1	25.20	1	10.35
HazMat release investigation w/no HazMat	0	0.00	1	2.97
Lock-In	1	1.05	0	0.00
Medical assist	7	20.73	2	2.75
Mobile property (vehicle) fire	3	37.27	2	8.53
Natural vegetation fire	21	1,526.92	16	1,002.12
Outside rubbish fire	8	51.48	11	31.06
Person in distress	7	10.81	4	5.75
Public service assistance	7	37.39	14	50.58
Rescue or EMS standby	0	0.00	1	9.59
Search for lost person	0	0.00	1	14.42
Service call, Other	2	2.12	2	1.18
Severe Weather & Natural Disaster	0	0.00	3	294.46
Smoke, odor problem	11	58.62	4	9.21
Structure Fire	19	454.79	15	207.09
System or detector malfunction	5	22.65	8	26.83
Unauthorized burning	10	15.23	1	0.15
Unintentional system/detector operation	18	76.33	10	21.98
Water or ice-related rescue	0	0.00	2	50.92
Wrong location, no emergency found	2	4.30	3	3.75
	573	2,792.10	718	2,194.25

* Staff hours for Fire Alarm responses that have an associated EMS alarm record are considered shared hours. Shared hours are posted only with the EMS alarm responses to avoid duplication of staff hours in totals.



Gering Fire Department

Departmental Activity Report GFD

Current Period: 01/01/2018 to 12/31/2018, Prior Period: 01/01/2017 to 12/31/2017

00:00 to 24:00

All Stations

All Shifts

All Units

Fire Alarm Responses, Training Classes, Activities (Non-Incident), Occupancy Inspections and Activities,
Hydrant Insp/Repairs, Hydrant Flow Tests, Equipmt Maint/Testing, Departmental Events

Category	Current Period		Prior Period	
	Count	Staff Hrs	Count	Staff Hrs
Non-Incident Activities				
Departmental Meeting/Project	124	309.75	133	274.00
ELECTED POSITION	0	0.00	18	0.00
Public Education	75	115.30	123	246.00
PUBLIC RELATIONS	444	1,257.25	331	1,045.75
Regular meetings	359	375.00	392	489.65
Work Detail	29	101.00	38	98.00
	1,031	2,158.30	1,035	2,153.40
Occupancy Inspections/Activities				
INSPECTION - City	0	0.00	1	1.17
INSPECTION - General	1	0.50	0	0.00
INSPECTION - Site	0	0.00	1	1.00
	1	0.50	2	2.17
Testing/Maintenance of Equipment				
Air System repair	1	1.00	0	0.00
Electrical Repair	1	5.00	0	0.00
Fuel System Repair	1	0.00	0	0.00
GENERAL REPAIR	2	0.00	1	0.00
Light/Bulb Replacement	1	0.00	0	0.00
Oil Change	7	0.00	6	10.00
Placed Into Service	0	0.00	1	0.00
Pump Test	0	0.00	1	0.00
Replace Battery	0	0.00	2	2.00
Tune Up	1	0.00	0	0.00
	14	6.00	11	12.00
Training				
Administrative Procedures	2	5.00	21	32.00
Apparatus Check Procedures	200	385.00	34	77.75
Auto Extrication	11	27.50	46	118.00
Cardiovascular System	21	42.00	0	0.00
CPR Recertification	23	44.00	35	63.25
Decontamination	3	7.50	0	0.00

* Staff hours for Fire Alarm responses that have an associated EMS alarm record are considered shared hours. Shared hours are posted only with the EMS alarm responses to avoid duplication of staff hours in totals.



Gering Fire Department

Departmental Activity Report GFD

Current Period: 01/01/2018 to 12/31/2018, Prior Period: 01/01/2017 to 12/31/2017

00:00 to 24:00

All Stations

All Shifts

All Units

Fire Alarm Responses, Training Classes, Activities (Non-Incident), Occupancy Inspections and Activities, Hydrant Insp/Repairs, Hydrant Flow Tests, Equipt Maint/Testing, Departmental Events

Category	Current Period		Prior Period	
	Count	Staff Hrs	Count	Staff Hrs
Training				
Dispatcher Training	2	4.00	0	0.00
DIVE RESCUE TRAINING	21	104.50	38	109.00
Emergency Medical Services	53	141.50	66	191.00
EMT Class	0	0.00	63	240.00
EMT REFRESHER	29	107.50	16	46.50
ENGINE OPERATIONS	103	193.00	105	284.00
Fire Control, General	40	154.00	48	196.50
FIRE FIGHTER I CLASS	163	553.75	39	95.50
Fire Fighter I Skills Exam	17	99.50	0	0.00
Fire Scene Management	0	0.00	5	10.00
Fire Streams Theory	38	85.50	0	0.00
Fundamentals of Fire Suppression	38	129.00	12	54.00
General Building Construction	0	0.00	1	4.00
General Conference Leadership	16	144.00	0	0.00
General Driver Training	27	81.00	20	20.00
Hazardous Materials Overview	9	49.50	9	41.50
Hazmat Awareness and Operations	101	355.00	24	60.00
Incident Command System	18	150.75	30	212.00
Monthly Drill	22	55.00	82	154.00
NWCG Engine Boss	15	72.00	0	0.00
NWCG Single Resource	26	188.50	0	0.00
PREPLAN WALK THUR	18	18.00	40	40.00
Rapid Intervention Crew	15	45.00	8	16.00
Rope Rescue	16	64.00	15	55.00
SCBA Inspection, Care, and Cleaning	0	0.00	19	19.00
SCBA TRAINING	69	144.50	44	106.00
Sprinkler Systems	0	0.00	17	34.00
Strategic and Tactical Operations	26	88.00	130	524.50
Triage	11	27.50	2	3.00
WILDLAND FIRE SUPPRESSION	162	1,258.50	94	579.00
	<u>1,315</u>	<u>4,824.50</u>	<u>1,063</u>	<u>3,385.50</u>

* Staff hours for Fire Alarm responses that have an associated EMS alarm record are considered shared hours. Shared hours are posted only with the EMS alarm responses to avoid duplication of staff hours in totals.

Gering Fire Department

Incident Type Report (Summary)

Alarm Date Between {01/01/2018} And {12/31/2018}

Incident Type	Count	Pct of Incidents	Total Est Loss	Pct of Losses
1 Fire				
111 Building fire	15	2.61%	\$23,500	33.19%
112 Fires in structure other than in a building	1	0.17%	\$0	0.00%
113 Cooking fire, confined to container	3	0.52%	\$0	0.00%
131 Passenger vehicle fire	1	0.17%	\$1,000	1.41%
132 Road freight or transport vehicle fire	2	0.34%	\$36,500	51.55%
140 Natural vegetation fire, Other	2	0.34%	\$8,000	11.29%
141 Forest, woods or wildland fire	4	0.69%	\$0	0.00%
142 Brush or brush-and-grass mixture fire	2	0.34%	\$0	0.00%
143 Grass fire	13	2.26%	\$0	0.00%
150 Outside rubbish fire, Other	1	0.17%	\$0	0.00%
151 Outside rubbish, trash or waste fire	3	0.52%	\$0	0.00%
154 Dumpster or other outside trash receptacle	4	0.69%	\$200	0.28%
171 Cultivated grain or crop fire	1	0.17%	\$0	0.00%
	52	9.07%	\$69,200	97.74%
2 Overpressure Rupture, Explosion, Overheat(no fire)				
51 Excessive heat, scorch burns with no	1	0.17%	\$0	0.00%
	1	0.17%	\$0	0.00%
3 Rescue & Emergency Medical Service Incident				
311 Medical assist, assist EMS crew	7	1.22%	\$0	0.00%
321 EMS call, excluding vehicle accident with	353	61.60%	\$0	0.00%
322 Motor vehicle accident with injuries	21	3.66%	\$0	0.00%
323 Motor vehicle/pedestrian accident (MV Ped)	2	0.34%	\$0	0.00%
324 Motor Vehicle Accident with no injuries	17	2.96%	\$0	0.00%
331 Lock-in (if lock out , use 511)	1	0.17%	\$0	0.00%
372 Trapped by power lines	1	0.17%	\$0	0.00%
	402	70.15%	\$0	0.00%
4 Hazardous Condition (No Fire)				
400 Hazardous condition, Other	1	0.17%	\$0	0.00%
410 Combustible/flammable gas/liquid condition,	1	0.17%	\$0	0.00%
412 Gas leak (natural gas or LPG)	2	0.34%	\$0	0.00%
440 Electrical wiring/equipment problem, Other	1	0.17%	\$0	0.00%
444 Power line down	6	1.04%	\$0	0.00%
445 Arcing, shorted electrical equipment	1	0.17%	\$0	0.00%
63 Vehicle accident, general cleanup	4	0.69%	\$0	0.00%

Gering Fire Department

Incident Type Report (Summary)

Alarm Date Between {01/01/2018} And {12/31/2018}

Incident Type	Count	Pct of Incidents	Total Est Loss	Pct of Losses
4 Hazardous Condition (No Fire)	16	2.79%	\$0	0.00%
5 Service Call				
500 Service Call, other	2	0.34%	\$0	0.00%
510 Person in distress, Other	7	1.22%	\$0	0.00%
531 Smoke or odor removal	11	1.91%	\$1,600	2.25%
541 Animal problem	1	0.17%	\$0	0.00%
550 Public service assistance, Other	3	0.52%	\$0	0.00%
551 Assist police or other governmental agency	3	0.52%	\$0	0.00%
553 Public service	1	0.17%	\$0	0.00%
561 Unauthorized burning	10	1.74%	\$0	0.00%
	38	6.63%	\$1,600	2.25%
6 Good Intent Call				
600 Good intent call, Other	6	1.04%	\$0	0.00%
611 Dispatched & cancelled en route	27	4.71%	\$0	0.00%
621 Wrong location	1	0.17%	\$0	0.00%
622 No Incident found on arrival at dispatch	1	0.17%	\$0	0.00%
631 Authorized controlled burning	5	0.87%	\$0	0.00%
	40	6.98%	\$0	0.00%
7 False Alarm & False Call				
700 False alarm or false call, Other	1	0.17%	\$0	0.00%
730 System malfunction, Other	1	0.17%	\$0	0.00%
733 Smoke detector activation due to	2	0.34%	\$0	0.00%
734 Heat detector activation due to malfunction	1	0.17%	\$0	0.00%
735 Alarm system sounded due to malfunction	1	0.17%	\$0	0.00%
743 Smoke detector activation, no fire -	1	0.17%	\$0	0.00%
744 Detector activation, no fire -	4	0.69%	\$0	0.00%
745 Alarm system activation, no fire -	12	2.09%	\$0	0.00%
746 Carbon monoxide detector activation, no CO	1	0.17%	\$0	0.00%
	24	4.18%	\$0	0.00%

Total Incident Count: 573

Total Est Loss:

\$70,800

Gering Fire Department

Incident Type Report (Summary)

**Alarm Date Between {01/01/2018} And {12/31/2018}
and District = "01 "**

Incident Type	Count	Pct of Incidents	Total Est Loss	Pct of Losses
1 Fire				
111 Building fire	1	0.20%	\$2,500	5.02%
113 Cooking fire, confined to container	3	0.60%	\$0	0.00%
131 Passenger vehicle fire	1	0.20%	\$1,000	2.00%
132 Road freight or transport vehicle fire	2	0.40%	\$36,500	73.29%
140 Natural vegetation fire, Other	1	0.20%	\$8,000	16.06%
143 Grass fire	3	0.60%	\$0	0.00%
154 Dumpster or other outside trash receptacle	3	0.60%	\$200	0.40%
	14	2.83%	\$48,200	96.78%
3 Rescue & Emergency Medical Service Incident				
311 Medical assist, assist EMS crew	7	1.41%	\$0	0.00%
321 EMS call, excluding vehicle accident with	331	67.00%	\$0	0.00%
322 Motor vehicle accident with injuries	19	3.84%	\$0	0.00%
323 Motor vehicle/pedestrian accident (MV Ped)	2	0.40%	\$0	0.00%
324 Motor Vehicle Accident with no injuries	17	3.44%	\$0	0.00%
371 Lock-in (if lock out , use 511)	1	0.20%	\$0	0.00%
372 Trapped by power lines	1	0.20%	\$0	0.00%
	378	76.51%	\$0	0.00%
4 Hazardous Condition (No Fire)				
400 Hazardous condition, Other	1	0.20%	\$0	0.00%
410 Combustible/flammable gas/liquid condition,	1	0.20%	\$0	0.00%
412 Gas leak (natural gas or LPG)	2	0.40%	\$0	0.00%
440 Electrical wiring/equipment problem, Other	1	0.20%	\$0	0.00%
444 Power line down	4	0.80%	\$0	0.00%
445 Arcing, shorted electrical equipment	1	0.20%	\$0	0.00%
463 Vehicle accident, general cleanup	4	0.80%	\$0	0.00%
	14	2.83%	\$0	0.00%
5 Service Call				
500 Service Call, other	2	0.40%	\$0	0.00%
510 Person in distress, Other	7	1.41%	\$0	0.00%
531 Smoke or odor removal	11	2.22%	\$1,600	3.21%
550 Public service assistance, Other	3	0.60%	\$0	0.00%
551 Assist police or other governmental agency	3	0.60%	\$0	0.00%
563 Public service	1	0.20%	\$0	0.00%
561 Unauthorized burning	8	1.61%	\$0	0.00%

Gering Fire Department

Incident Type Report (Summary)

Alarm Date Between {01/01/2018} And {12/31/2018}
and District = "01 "

Incident Type	Count	Pct of Incidents	Total Est Loss	Pct of Losses
5 Service Call	35	7.08%	\$1,600	3.21%
6 Good Intent Call				
600 Good intent call, Other	5	1.01%	\$0	0.00%
611 Dispatched & cancelled en route	21	4.25%	\$0	0.00%
621 Wrong location	1	0.20%	\$0	0.00%
622 No Incident found on arrival at dispatch	1	0.20%	\$0	0.00%
631 Authorized controlled burning	3	0.60%	\$0	0.00%
	31	6.27%	\$0	0.00%
7 False Alarm & False Call				
700 False alarm or false call, Other	1	0.20%	\$0	0.00%
730 System malfunction, Other	1	0.20%	\$0	0.00%
733 Smoke detector activation due to	2	0.40%	\$0	0.00%
734 Heat detector activation due to malfunction	1	0.20%	\$0	0.00%
735 Alarm system sounded due to malfunction	1	0.20%	\$0	0.00%
743 Smoke detector activation, no fire -	1	0.20%	\$0	0.00%
744 Detector activation, no fire -	4	0.80%	\$0	0.00%
745 Alarm system activation, no fire -	10	2.02%	\$0	0.00%
746 Carbon monoxide detector activation, no CO	1	0.20%	\$0	0.00%
	22	4.45%	\$0	0.00%

Total Incident Count: 494

Total Est Loss:

\$49,800

Gering Fire Department

Incident Type Report (Summary)

Alarm Date Between {01/01/2018} And {12/31/2018}
and District = "02 "

Incident Type	Count	Pct of Incidents	Total Est Loss	Pct of Losses
1 Fire				
111 Building fire	3	5.35%	\$21,000	100.00%
140 Natural vegetation fire, Other	1	1.78%	\$0	0.00%
142 Brush or brush-and-grass mixture fire	2	3.57%	\$0	0.00%
143 Grass fire	8	14.28%	\$0	0.00%
150 Outside rubbish fire, Other	1	1.78%	\$0	0.00%
151 Outside rubbish, trash or waste fire	3	5.35%	\$0	0.00%
	18	32.14%	\$21,000	100.00%
2 Overpressure Rupture, Explosion, Overheat(no fire)				
251 Excessive heat, scorch burns with no	1	1.78%	\$0	0.00%
	1	1.78%	\$0	0.00%
3 Rescue & Emergency Medical Service Incident				
321 EMS call, excluding vehicle accident with	22	39.28%	\$0	0.00%
322 Motor vehicle accident with injuries	2	3.57%	\$0	0.00%
	24	42.85%	\$0	0.00%
4 Hazardous Condition (No Fire)				
444 Power line down	2	3.57%	\$0	0.00%
	2	3.57%	\$0	0.00%
5 Service Call				
541 Animal problem	1	1.78%	\$0	0.00%
561 Unauthorized burning	2	3.57%	\$0	0.00%
	3	5.35%	\$0	0.00%
6 Good Intent Call				
600 Good intent call, Other	1	1.78%	\$0	0.00%
611 Dispatched & cancelled en route	3	5.35%	\$0	0.00%
631 Authorized controlled burning	2	3.57%	\$0	0.00%
	6	10.71%	\$0	0.00%
7 False Alarm & False Call				
745 Alarm system activation, no fire -	2	3.57%	\$0	0.00%

Gering Fire Department

Incident Type Report (Summary)

Alarm Date Between {01/01/2018} And {12/31/2018}
and District = "02 "

Incident Type	Count	Pct of Incidents	Total Est Loss	Pct of Losses
7 False Alarm & False Call	2	3.57%	\$0	0.00%

Total Incident Count: 56

Total Est Loss: \$21,000

Gering Fire Department

Dollar Value Saved & Loss Analysis

**Alarm Date Between {01/01/2018} And {12/31/2018}
and District = "01 "**

Incident Type	Count	Total Values	Total Losses	Total Saved	Percent Lost	Percent Saved
111 Building fire	1	\$27,000,000	\$2,500	\$26,997,500	0.01%	99.99%
131 Passenger vehicle fire	1	\$1,000	\$1,000	\$0	100.00%	0.00%
132 Road freight or transport	2	\$46,500	\$36,500	\$10,000	78.49%	21.51%
140 Natural vegetation fire,	1	\$142,000	\$8,000	\$134,000	5.63%	94.37%
154 Dumpster or other outside	1	\$0	\$200	\$-200	0.00%	0.00%
531 Smoke or odor removal	1	\$138,000	\$1,600	\$136,400	1.16%	98.84%
Grand Totals	7	\$27,327,500	\$49,800	\$27,277,700		

Total Percent Lost: 0.18%

Total Percent Saved: 99.82

Gering Fire Department

Dollar Value Saved & Loss Analysis

Alarm Date Between {01/01/2018} And {12/31/2018}
and District = "02 "

Incident Type	Count	Total Values	Total Losses	Total Saved	Percent Lost	Percent Saved
111 Building fire	2	\$33,500	\$21,000	\$12,500	62.69%	37.31
Grand Totals	2	\$33,500	\$21,000	\$12,500		

Total Percent Lost: 62.69%

Total Percent Saved: 37.31

Totals 2018

NAME	TRAINING	ACTIVITY	CALLS	TOTAL
ABEL, PARRISH	39.5	82.25	130	251.75
BORGMAN, COLIN	145.5	71.5	150	367
CAUDILL, BRIAN	30.5	40.08	102	172.58
CLOSSON, JEREMIAH	64.5	51.58	126	242.08
COCHRANE, DICK	159.5	47.25	150	356.75
COWAN, TROY	154	78.75	219	451.75
FLOWERS, NATHAN	280.25	145.25	490	915.5
FLOWERS, NICK	50	13.25	29	92.25
FRAUENDIENST, ZEB	13	3.5	13	29.5
GANNON, CHARLIE	126.25	27.25	38	191.5
HAMILTON, KALE	188.75	83.25	215	487
HAUCK, KEN	35	22	91	148
HESSLER, MATT	128.25	26.25	115	269.5
HOAGLAND, ALLYSA	17.5	8.5	35	61
LAWSON, JAMY	27	39.3	135	201.3
LAWSON, JIM	81	91	77	249
LEHR, ANDREW	243.75	68.5	351	663.25
LEHR, KEVIN	88.5	27	78	193.5
LLOYD, AMANDA	2	1	2	5
MASCHMEIER, ASHLEY	43.5	40.25	89	172.75
MAXCY, TIM	127	78.5	269	474.5
MODENA, THOMAS	126.5	44.5	167	338
MOONEY, TOM	19.5	16.75	27	63.25
NAB, AARON	88.5	31.25	134	253.75
PERALES, CHRIS	73	55.92	131	259.92
PITTMAN, JAKE	176.75	21.17	93	290.92
RHEMBRANT, ROBBY	28.5	19	37	84.5
RHODEN, JOE	178	45	96	319
SCOTT, JEFF	111	52.75	71	234.75
SEVERSON, GRANT	101.75	46.75	99	247.5
SHULTZ, ASHLEY	182.25	24.5	75	281.75
STERKEL, RYAN	174.75	91	136	401.75
SWEENEY, MAUREEN	0	0	1	1
TEMPLAR, JAY	18.5	6.5	14	39
TODD, JORDAN	20	3.5	31	54.5
VANCE, DARRELL	209.5	128.25	365	702.75
VANCE, JEFF	196	102	402	700
WALTER, BRETT	138	24	166	328
WHITE, JULIE	101	93	178	372
WILLIAMS, DOMINIC	168.5	14.25	73	255.75
12/11/2018	4157.25	1866.3	5200	11223.55



Gering Fire Department

Year-to-date Incident Participation GFD

Activity Date Between {01/01/2018} And
{12/31/2018}

Staff Id/Name	Jan	Feb	Mar	Apr	May	Jun	Jul	Aug	Sep	Oct	Nov	Dec	Total	Percent
BEL01 ABEL, PARRISH	11	15	12	12	8	10	9	10	19	8	7	9	130	22.68
NDE01 ANDERSON, MIKE D	12	8	9	8	2	4	0	0	0	0	0	0	43	7.50
ORG01 BORGMAN, COLIN F	9	19	11	12	18	13	13	16	14	15	10	0	150	26.17
OWE01 BOWEN, EZEKIEL	0	0	0	1	1	0	0	0	0	0	0	0	2	0.34
AUD01 CAUDILL, BRIAN	0	0	0	0	9	1	24	18	22	12	0	16	102	17.80
LOS01 CLOSSON, JEREMIAH	0	0	0	0	17	16	15	10	23	15	12	18	126	21.98
OCH01 COCHRANE, DICK K	15	22	16	6	12	23	5	5	19	13	7	7	150	26.17
OWA01 COWAN, TROY	14	22	14	14	20	18	23	19	23	18	11	23	219	38.21
AHL01 DAHLGRIN, CASEY L	5	8	8	3	3	6	1	3	7	0	0	0	44	7.67
LOW02 FLOWERS, NATHAN	39	39	50	35	34	53	32	30	57	51	32	38	490	85.51
LOW03 FLOWERS, NICHOLAS S	5	3	2	1	3	1	0	4	6	2	0	2	29	5.06
RAU01 FRAUENDIENST, ZEB T	5	1	0	0	0	1	3	1	0	2	0	0	13	2.26
ANN01 GANNON, CHARLES	1	9	3	3	6	9	3	1	0	1	1	1	38	6.63
AMI01 HAMILTON, KALE	16	11	14	15	13	26	19	11	37	22	15	16	215	37.52
AUC02 HAUCK, KEN F	9	3	0	13	20	14	0	4	0	1	15	12	91	15.88
ESS01 HESSLER, MATTHEW A	6	7	16	13	13	17	4	8	15	2	4	10	115	20.06
HOAG01 HOAGLAND, ALLYSA	0	0	0	0	0	0	0	0	0	19	6	10	35	6.10
AW01 LAWSON, JAMY A	9	15	11	16	8	12	10	14	14	12	9	5	135	23.56
AWS02 LAWSON, JIM K	8	11	9	10	4	5	9	2	5	5	5	4	77	13.43
EHR02 LEHR, ANDREW J	21	25	30	26	29	37	39	26	42	35	17	24	351	61.25
EHR01 LEHR, KEVIN	5	16	6	5	6	13	7	2	10	4	2	2	78	13.61
LOY01 LLOYD, AMANDA	0	0	0	0	0	0	0	0	0	2	0	0	2	0.34
ASC01 MASCHMEIER, ASHLEY	0	0	0	0	0	0	0	4	12	36	17	20	89	15.53
AXC01 MAXCY, TIM N	20	8	25	30	22	33	22	20	27	24	18	20	269	46.94
ODE02 MODENA, THOMAS W	3	0	32	13	13	16	9	12	16	18	17	18	167	29.14
MOO01 MOONEY, TOM	0	0	0	0	0	0	0	0	0	10	6	11	27	4.71
ABO01 NAB, AARON SCOTT	21	7	3	10	9	9	8	9	21	18	9	10	134	23.38
ERA01 PERALES, CHRIS	0	0	0	0	15	29	19	16	16	23	4	9	131	22.86
ITT01 PITTMAN, JACOB RYAN	4	6	4	6	7	17	13	2	11	17	5	1	93	16.23
AHM01 RAHMIG, GREG	2	2	0	0	0	0	0	0	0	0	0	0	4	0.69
HEM01 RHEMBRANDT, ROBBY A	2	3	5	4	3	4	3	1	5	2	3	2	37	6.45
HOD02 RHODEN, JOSEPH	4	5	4	8	6	5	7	6	17	19	4	11	96	16.75
HOD01 RHODES, JIMMIE L	1	0	0	0	0	0	0	0	0	0	0	0	1	0.17
COT01 SCOTT, JEFFERY C	2	6	6	4	4	8	7	7	12	3	8	4	71	12.39
EVE01 SEVERSON, GRANT D	4	8	12	6	6	10	9	8	16	9	2	9	99	17.27
CHU01 SHULTZ, ASHLEY	3	6	5	11	10	12	5	6	10	2	3	2	75	13.08
STR01 STERKEL, RYAN	7	15	10	17	14	11	16	9	13	8	7	9	136	23.73
SWO01 Sweeney, Maureen	0	0	0	0	0	0	0	0	0	0	0	1	1	0.17
EMP02 TEMPLAR, JAY D	2	4	2	0	2	1	0	3	0	0	0	0	14	2.44



Gering Fire Department

Year-to-date Incident Participation GFD

Activity Date Between {01/01/2018} And
{12/31/2018}

Staff Id/Name	Jan	Feb	Mar	Apr	May	Jun	Jul	Aug	Sep	Oct	Nov	Dec	Total	Percent
ODD01 TODD, JORDAN	0	0	0	0	0	0	0	0	2	15	7	7	31	5.41
ANC01 VANCE, DARRELL	28	27	34	27	21	45	37	24	33	34	29	26	365	63.69
ANC02 VANCE, JEFFERY R	28	29	40	31	38	41	35	25	47	36	22	30	402	70.15
ALT01 WALTER, BRETT	21	16	3	13	12	15	14	7	21	16	13	15	166	28.97
ELF01 WELFL, KATHY J	5	3	5	2	0	0	0	0	0	0	0	0	15	2.61
HIT01 WHITE, JULIE	9	9	5	10	14	11	25	10	27	32	11	15	178	31.06
ILL01 WILLIAMS, DOMINIC	12	9	7	5	7	14	1	1	2	4	6	5	73	12.74

Total Runs by Month											
Jan	40	Feb	41	Mar	50	Apr	47	May	48	Jun	58
Jul	52	Aug	41	Sep	59	Oct	55	Nov	37	Dec	45

Grand Total Runs: 573

Gering Fire Department
Participation Summary by Staff

01/01/2018 to 12/31/2018

All Staff

All Stations

All Shifts

All Units

If staff availability detail is not found, assume staff member is: Don't Use Availability

Training Participation, Non-Incident Activities

Include all training classes

Total Staff being Reported: 41

Total Training Classes For Period: 133

Total Non-Incident Activities For Period: 107

Training Participation		Available		Attended		Percent	
Staff Id/	Name	Cnt	Hours	Cnt	Hours	Cnt	Hours
ABEL01	ABEL, PARRISH	14	39.50	14	39.50	100.00%	100.00%
BORG01	BORGMAN, COLIN F	35	151.50	35	145.50	100.00%	96.04%
CAUD01	CAUDILL, BRIAN	15	30.50	15	30.50	100.00%	100.00%
CLOS01	CLOSSON, JEREMIAH	24	76.50	24	64.50	100.00%	84.31%
COCH01	COCHRANE, DICK K	43	166.00	43	159.50	100.00%	96.08%
COWA01	COWAN, TROY	44	158.75	44	154.00	100.00%	97.01%
000-00-0001	Department, Fire	129	613.50	129	612.25	100.00%	99.80%
FLOW02	FLOWERS, NATHAN	71	283.50	71	280.25	100.00%	98.85%
FLOW03	FLOWERS, NICHOLAS S	8	54.00	8	50.00	100.00%	92.59%
GANN01	GANNON, CHARLES	38	127.50	38	126.25	100.00%	99.02%
HAMI01	HAMILTON, KALE	54	190.00	54	188.75	100.00%	99.34%
HAUC02	HAUCK, KEN F	15	35.00	15	35.00	100.00%	100.00%
HESS01	HESSLER, MATTHEW A	34	128.25	34	128.25	100.00%	100.00%
HOAG01	HOAGLAND, ALLYSA	8	17.50	8	17.50	100.00%	100.00%
LAWS01	LAWSON, JAMY A	13	29.50	13	27.00	100.00%	91.53%
LAWS02	LAWSON, JIM K	31	81.00	31	81.00	100.00%	100.00%
LEHR02	LEHR, ANDREW J	66	251.00	66	243.75	100.00%	97.11%
LEHR01	LEHR, KEVIN	37	88.50	37	88.50	100.00%	100.00%
LLOY01	LLOYD, AMANDA	1	2.00	1	2.00	100.00%	100.00%
MASC01	MASCHMEIER, ASHLEY	9	43.50	9	43.50	100.00%	100.00%
MAXC01	MAXCY, TIM N	40	130.00	40	127.00	100.00%	97.69%
MODE02	MODENA, THOMAS W	36	127.50	36	126.50	100.00%	99.22%
MOON01	MOONEY, TOM	9	19.50	9	19.50	100.00%	100.00%
NAB001	NAB, AARON SCOTT	26	90.50	26	88.50	100.00%	97.79%
PERA01	PERALES, CHRIS	21	73.00	21	73.00	100.00%	100.00%
PITT01	PITTMAN, JACOB RYAN	30	190.00	30	176.75	100.00%	93.03%
RHEM01	RHEMBRANDT, ROBBY A	10	30.50	10	28.50	100.00%	93.44%
RHOD02	RHODEN, JOSEPH	45	184.00	45	178.00	100.00%	96.74%
RHOD01	RHODES, JIMMIE L	1	2.50	1	2.50	100.00%	100.00%
SCOT01	SCOTT, JEFFERY C	30	121.00	30	111.00	100.00%	91.74%
SEVE01	SEVERSON, GRANT D	21	104.75	21	101.75	100.00%	97.14%
SCHU01	SHULTZ, ASHLEY	44	199.00	44	182.25	100.00%	91.58%
STER01	STERKEL, RYAN	48	182.25	48	174.75	100.00%	95.88%
SWE01	Sweeney, Maureen	0	0.00	0	0.00	0.00%	0.00%
TEMP02	TEMPLAR, JAY D	8	18.50	8	18.50	100.00%	100.00%

**Gering Fire Department
Participation Summary by Staff**

Training Participation		Available		Attended		Percent	
Staff Id/	Name	Cnt	Hours	Cnt	Hours	Cnt	Hours
TODD01	TODD, JORDAN	9	20.00	9	20.00	100.00%	100.00%
VANC01	VANCE, DARRELL	56	219.00	56	209.50	100.00%	95.66%
VANC02	VANCE, JEFFERY R	58	209.00	58	196.00	100.00%	93.78%
WALT01	WALTER, BRETT	36	138.00	36	138.00	100.00%	100.00%
WHIT01	WHITE, JULIE	32	101.00	32	101.00	100.00%	100.00%
WILL01	WILLIAMS, DOMINIC	48	169.75	48	168.50	100.00%	99.26%

**Gering Fire Department
Participation Summary by Staff**

Non-Incident Participation		Available		Attended		Percent	
Staff Id/	Name	Cnt	Hours	Cnt	Hours	Cnt	Hours
ABEL01	ABEL, PARRISH	107	270.75	31	82.25	28.97%	30.38%
BORG01	BORGMAN, COLIN F	107	270.75	35	71.50	32.71%	26.41%
CAUD01	CAUDILL, BRIAN	107	270.75	11	40.08	10.28%	14.80%
CLOS01	CLOSSON, JEREMIAH	107	270.75	19	51.58	17.76%	19.05%
COCH01	COCHRANE, DICK K	107	270.75	35	47.25	32.71%	17.45%
COWA01	COWAN, TROY	107	270.75	34	78.75	31.78%	29.09%
000-00-0001	Department, Fire	107	270.75	103	264.75	96.26%	97.78%
FLOW02	FLOWERS, NATHAN	107	270.75	82	145.25	76.64%	53.65%
FLOW03	FLOWERS, NICHOLAS S	107	270.75	7	13.25	6.54%	4.89%
GANN01	GANNON, CHARLES	107	270.75	18	27.25	16.82%	10.06%
HAMI01	HAMILTON, KALE	107	270.75	35	83.25	32.71%	30.75%
HAUC02	HAUCK, KEN F	107	270.75	13	22.00	12.15%	8.13%
HESS01	HESSLER, MATTHEW A	107	270.75	17	26.25	15.89%	9.70%
HOAG01	HOAGLAND, ALLYSA	107	270.75	5	8.50	4.67%	3.14%
LAWS01	LAWSON, JAMY A	107	270.75	24	39.30	22.43%	14.52%
LAWS02	LAWSON, JIM K	107	270.75	36	91.00	33.64%	33.61%
LEHR02	LEHR, ANDREW J	107	270.75	38	68.50	35.51%	25.30%
LEHR01	LEHR, KEVIN	107	270.75	21	27.00	19.63%	9.97%
LLOY01	LLOYD, AMANDA	107	270.75	1	1.00	0.93%	0.37%
MASC01	MASCHMEIER, ASHLEY	107	270.75	16	40.25	14.95%	14.87%
MAXC01	MAXCY, TIM N	107	270.75	32	78.50	29.91%	28.99%
MODE02	MODENA, THOMAS W	107	270.75	21	44.50	19.63%	16.44%
MOON01	MOONEY, TOM	107	270.75	7	16.75	6.54%	6.19%
NAB001	NAB, AARON SCOTT	107	270.75	18	31.25	16.82%	11.54%
PERA01	PERALES, CHRIS	107	270.75	30	55.92	28.04%	20.65%
PITT01	PITTMAN, JACOB RYAN	107	270.75	14	21.17	13.08%	7.82%
RHEM01	RHEMBRANDT, ROBBY A	107	270.75	6	19.00	5.61%	7.02%
RHOD02	RHODEN, JOSEPH	107	270.75	23	45.00	21.50%	16.62%
RHOD01	RHODES, JIMMIE L	107	270.75	1	1.50	0.93%	0.55%
SCOT01	SCOTT, JEFFERY C	107	270.75	20	52.75	18.69%	19.48%
SEVE01	SEVERSON, GRANT D	107	270.75	22	46.75	20.56%	17.27%
SCHU01	SHULTZ, ASHLEY	107	270.75	16	24.50	14.95%	9.05%
STER01	STERKEL, RYAN	107	270.75	38	91.00	35.51%	33.61%
SWEE01	Sweeney, Maureen	107	270.75	0	0.00	0.00%	0.00%
TEMPO2	TEMPLAR, JAY D	107	270.75	6	6.50	5.61%	2.40%
TODD01	TODD, JORDAN	107	270.75	3	3.50	2.80%	1.29%
VANC01	VANCE, DARRELL	107	270.75	51	128.25	47.66%	47.37%
VANC02	VANCE, JEFFERY R	107	270.75	51	102.00	47.66%	37.67%
WALT01	WALTER, BRETT	107	270.75	18	24.00	16.82%	8.86%
WHIT01	WHITE, JULIE	107	270.75	40	93.00	37.38%	34.35%
WILL01	WILLIAMS, DOMINIC	107	270.75	13	14.25	12.15%	5.26%

Gering Fire Department

Aid Responses by Department (Summary)

Alarm Date Between {01/01/2018} And {12/31/2018}

Type of Aid	Count
01 SCOTTSBLUFF RURAL	
Mutual aid received	1
Mutual aid given	2
	<hr/>
	3
02 SCOTTSBLUFF CITY FD	
Mutual aid received	2
Automatic aid received	1
Mutual aid given	1
Automatic aid given	6
	<hr/>
	10
04 MINATARE/MELBETA	
Mutual aid given	5
	<hr/>
	5
05 BANNER COUNTY FIRE	
Mutual aid given	1
	<hr/>
	1
06 MITCHELL VOLUNTEER	
Mutual aid given	1
	<hr/>
	1
07 MORRILL VOLUNTEER	
Mutual aid given	2
	<hr/>
	2
25 GREAT PLAINS DISPATCH	
Mutual aid given	2
	<hr/>
	2

Gering Fire Department

Incidents by Incident Type/Day of Week

Alarm Date Between {01/01/2018} And {12/31/2018}

Day of Week	Count	Percent
111 Building fire		
Sunday	4	0.69 %
Monday	2	0.34 %
Tuesday	3	0.52 %
Wednesday	3	0.52 %
Thursday	3	0.52 %
	15	2.61 %

112 Fires in structure other than in a		
Tuesday	1	0.17 %
	1	0.17 %

113 Cooking fire, confined to container		
Sunday	1	0.17 %
Thursday	1	0.17 %
Friday	1	0.17 %
	3	0.52 %

131 Passenger vehicle fire		
Saturday	1	0.17 %
	1	0.17 %

132 Road freight or transport vehicle fire		
Monday	1	0.17 %
Friday	1	0.17 %
	2	0.34 %

140 Natural vegetation fire, Other		
Wednesday	1	0.17 %
Saturday	1	0.17 %
	2	0.34 %

141 Forest, woods or wildland fire		
Sunday	1	0.17 %
Monday	1	0.17 %
Wednesday	1	0.17 %
Saturday	1	0.17 %
	4	0.69 %

142 Brush or brush-and-grass mixture fire		
Thursday	1	0.17 %

Day of Week	Count	Percent
143 Grass fire		
Friday	1	0.17 %
	2	0.34 %
143 Grass fire		
Sunday	1	0.17 %
Monday	1	0.17 %
Tuesday	2	0.34 %
Wednesday	3	0.52 %
Thursday	3	0.52 %
Friday	2	0.34 %
Saturday	1	0.17 %
	13	2.26 %

150 Outside rubbish fire, Other		
Sunday	1	0.17 %
	1	0.17 %

151 Outside rubbish, trash or waste fire		
Tuesday	1	0.17 %
Thursday	1	0.17 %
Friday	1	0.17 %
	3	0.52 %

154 Dumpster or other outside trash		
Tuesday	1	0.17 %
Wednesday	1	0.17 %
Thursday	1	0.17 %
Friday	1	0.17 %
	4	0.69 %

171 Cultivated grain or crop fire		
Wednesday	1	0.17 %
	1	0.17 %

251 Excessive heat, scorch burns with no		
Saturday	1	0.17 %
	1	0.17 %

311 Medical assist, assist EMS crew		
Sunday	1	0.17 %

Gering Fire Department

Incidents by Incident Type/Day of Week

Alarm Date Between {01/01/2018} And {12/31/2018}

Day of Week	Count	Percent
311 Medical assist, assist EMS crew		
Monday	2	0.34 %
Thursday	2	0.34 %
Friday	2	0.34 %
	<u>7</u>	<u>1.22 %</u>

321 EMS call, excluding vehicle accident		
Sunday	43	7.50 %
Monday	55	9.59 %
Tuesday	58	10.12 %
Wednesday	50	8.72 %
Thursday	58	10.12 %
Friday	55	9.59 %
Saturday	34	5.93 %
	<u>353</u>	<u>61.60 %</u>

322 Motor vehicle accident with injuries		
Sunday	4	0.69 %
Monday	1	0.17 %
Tuesday	2	0.34 %
Wednesday	3	0.52 %
Thursday	3	0.52 %
Friday	4	0.69 %
Saturday	4	0.69 %
	<u>21</u>	<u>3.66 %</u>

323 Motor vehicle/pedestrian accident (MV)		
Tuesday	1	0.17 %
Saturday	1	0.17 %
	<u>2</u>	<u>0.34 %</u>

324 Motor Vehicle Accident with no injuries		
Monday	4	0.69 %
Tuesday	1	0.17 %
Wednesday	5	0.87 %
Thursday	2	0.34 %
Friday	3	0.52 %
Saturday	2	0.34 %
	<u>17</u>	<u>2.96 %</u>

331 Lock-in (if lock out , use 511)		
Sunday	1	0.17 %

Day of Week	Count	Percent
331 Lock-in (if lock out , use 511)		
	<u>1</u>	<u>0.17 %</u>
372 Trapped by power lines		
Thursday	1	0.17 %
	<u>1</u>	<u>0.17 %</u>

400 Hazardous condition, Other		
Friday	1	0.17 %
	<u>1</u>	<u>0.17 %</u>

410 Combustible/flammable gas/liquid		
Friday	1	0.17 %
	<u>1</u>	<u>0.17 %</u>

412 Gas leak (natural gas or LPG)		
Sunday	1	0.17 %
Saturday	1	0.17 %
	<u>2</u>	<u>0.34 %</u>

440 Electrical wiring/equipment problem,		
Thursday	1	0.17 %
	<u>1</u>	<u>0.17 %</u>

444 Power line down		
Sunday	3	0.52 %
Monday	2	0.34 %
Wednesday	1	0.17 %
	<u>6</u>	<u>1.04 %</u>

445 Arcing, shorted electrical equipment		
Saturday	1	0.17 %
	<u>1</u>	<u>0.17 %</u>

463 Vehicle accident, general cleanup		
Sunday	1	0.17 %
Tuesday	1	0.17 %
Wednesday	1	0.17 %
Friday	1	0.17 %

Gering Fire Department

Incidents by Incident Type/Day of Week

Alarm Date Between {01/01/2018} And {12/31/2018}

Day of Week	Count	Percent
463 Vehicle accident, general cleanup		
	4	0.69 %
500 Service Call, other		
Tuesday	1	0.17 %
Saturday	1	0.17 %
	2	0.34 %
510 Person in distress, Other		
Sunday	1	0.17 %
Monday	1	0.17 %
Tuesday	2	0.34 %
Wednesday	1	0.17 %
Thursday	1	0.17 %
Friday	1	0.17 %
	7	1.22 %
531 Smoke or odor removal		
Sunday	1	0.17 %
Monday	4	0.69 %
Wednesday	2	0.34 %
Thursday	1	0.17 %
Saturday	3	0.52 %
	11	1.91 %
541 Animal problem		
Tuesday	1	0.17 %
	1	0.17 %
550 Public service assistance, Other		
Wednesday	2	0.34 %
Thursday	1	0.17 %
	3	0.52 %
551 Assist police or other governmental		
Monday	1	0.17 %
Friday	2	0.34 %
	3	0.52 %
553 Public service		
Sunday	1	0.17 %

Day of Week	Count	Percent
553 Public service		
	1	0.17 %
561 Unauthorized burning		
Sunday	2	0.34 %
Tuesday	2	0.34 %
Wednesday	2	0.34 %
Thursday	1	0.17 %
Friday	3	0.52 %
	10	1.74 %
600 Good intent call, Other		
Monday	1	0.17 %
Tuesday	1	0.17 %
Wednesday	2	0.34 %
Thursday	1	0.17 %
Friday	1	0.17 %
	6	1.04 %
611 Dispatched & cancelled en route		
Sunday	5	0.87 %
Monday	5	0.87 %
Tuesday	4	0.69 %
Wednesday	3	0.52 %
Thursday	1	0.17 %
Friday	6	1.04 %
Saturday	3	0.52 %
	27	4.71 %
621 Wrong location		
Friday	1	0.17 %
	1	0.17 %
622 No Incident found on arrival at dispatch		
Thursday	1	0.17 %
	1	0.17 %
631 Authorized controlled burning		
Wednesday	2	0.34 %
Thursday	1	0.17 %
Friday	1	0.17 %

Gering Fire Department

Incidents by Incident Type/Day of Week

Alarm Date Between {01/01/2018} And {12/31/2018}

Day of Week	Count	Percent
631 Authorized controlled burning		
Saturday	1	0.17 %
	5	0.87 %

700 False alarm or false call, Other		
Thursday	1	0.17 %
	1	0.17 %

730 System malfunction, Other		
Tuesday	1	0.17 %
	1	0.17 %

733 Smoke detector activation due to		
Friday	1	0.17 %
Saturday	1	0.17 %
	2	0.34 %

734 Heat detector activation due to		
Saturday	1	0.17 %
	1	0.17 %

735 Alarm system sounded due to malfunction		
Tuesday	1	0.17 %
	1	0.17 %

743 Smoke detector activation, no fire -		
Wednesday	1	0.17 %
	1	0.17 %

744 Detector activation, no fire -		
Tuesday	1	0.17 %
Thursday	2	0.34 %
Friday	1	0.17 %
	4	0.69 %

745 Alarm system activation, no fire -		
Sunday	3	0.52 %
Monday	1	0.17 %
Tuesday	2	0.34 %
Wednesday	2	0.34 %
Friday	3	0.52 %

Day of Week	Count	Percent
745 Alarm system activation, no fire -		
Saturday	1	0.17 %
	12	2.09 %

746 Carbon monoxide detector activation, no		
Tuesday	1	0.17 %
	1	0.17 %

Gering Fire Department

Overlapping Incidents

Alarm Date Between {01/01/2018} And {12/31/2018}

Incident-Exp#	Alm Date	Alm Time	Clr Date	Clr Time	Overlaps (at least)		
					Incident-Exp#	Alm Date	Alm Time
18-000044-000	02/06/2018	20:06:00	02/06/2018	20:22:00	18-000043-000	02/06/2018	19:54:00
18-000129-000	03/31/2018	15:04:00	03/31/2018	15:18:00	18-000128-000	03/31/2018	15:01:00
18-000171-000	04/22/2018	20:01:00	04/22/2018	20:21:00	18-000170-000	04/22/2018	19:20:00
18-000185-000	05/08/2018	11:11:00	05/08/2018	11:25:00	18-000184-000	05/08/2018	11:07:00
18-000225-000	05/30/2018	16:22:00	05/30/2018	16:44:00	18-000224-000	05/30/2018	16:19:00
18-000240-000	06/08/2018	13:12:00	06/08/2018	13:35:00	18-000239-000	06/08/2018	12:41:00
18-000256-000	06/16/2018	10:59:00	06/16/2018	11:29:00	18-000255-000	06/16/2018	10:41:00
18-000290-000	07/04/2018	19:13:00	07/04/2018	20:37:00	18-000308-000	07/04/2018	18:00:00
18-000291-000	07/04/2018	22:45:00	07/04/2018	22:54:00	18-000308-000	07/04/2018	18:00:00
18-000292-000	07/05/2018	04:08:00	07/05/2018	04:35:00	18-000308-000	07/04/2018	18:00:00
18-000293-000	07/05/2018	22:33:00	07/05/2018	22:53:00	18-000308-000	07/04/2018	18:00:00
18-000294-000	07/06/2018	06:29:00	07/06/2018	07:07:00	18-000308-000	07/04/2018	18:00:00
18-000295-000	07/06/2018	19:09:00	07/06/2018	19:22:00	18-000308-000	07/04/2018	18:00:00
18-000296-000	07/06/2018	20:43:00	07/06/2018	21:02:00	18-000308-000	07/04/2018	18:00:00
18-000298-000	07/07/2018	07:46:00	07/07/2018	07:48:00	18-000308-000	07/04/2018	18:00:00
18-000297-000	07/07/2018	09:02:00	07/07/2018	09:21:00	18-000308-000	07/04/2018	18:00:00
18-000299-000	07/08/2018	19:44:00	07/08/2018	20:03:00	18-000308-000	07/04/2018	18:00:00
18-000300-000	07/09/2018	16:27:00	07/09/2018	16:41:00	18-000308-000	07/04/2018	18:00:00
18-000301-000	07/10/2018	11:36:00	07/10/2018	11:48:00	18-000308-000	07/04/2018	18:00:00
18-000302-000	07/10/2018	17:27:00	07/10/2018	17:44:00	18-000308-000	07/04/2018	18:00:00
18-000303-000	07/10/2018	18:47:00	07/10/2018	20:19:00	18-000308-000	07/04/2018	18:00:00
18-000304-000	07/10/2018	20:34:00	07/10/2018	20:54:00	18-000308-000	07/04/2018	18:00:00
18-000305-000	07/11/2018	11:31:00	07/11/2018	11:50:00	18-000308-000	07/04/2018	18:00:00
18-000306-000	07/11/2018	14:12:00	07/11/2018	14:37:00	18-000308-000	07/04/2018	18:00:00
18-000307-000	07/11/2018	17:48:00	07/11/2018	18:08:00	18-000308-000	07/04/2018	18:00:00
18-000332-000	07/29/2018	12:19:00	07/29/2018	12:37:00	18-000356-000	07/29/2018	06:00:00
18-000333-000	07/29/2018	19:04:00	07/29/2018	19:07:00	18-000356-000	07/29/2018	06:00:00
18-000334-000	07/30/2018	09:44:00	07/30/2018	10:03:00	18-000356-000	07/29/2018	06:00:00
18-000335-000	07/30/2018	23:20:00	07/30/2018	23:34:00	18-000356-000	07/29/2018	06:00:00
18-000336-000	08/01/2018	16:36:00	08/01/2018	17:10:00	18-000356-000	07/29/2018	06:00:00
18-000337-000	08/02/2018	11:05:00	08/02/2018	11:22:00	18-000356-000	07/29/2018	06:00:00
18-000338-000	08/02/2018	12:39:00	08/02/2018	12:52:00	18-000356-000	07/29/2018	06:00:00
18-000339-000	08/02/2018	18:18:00	08/02/2018	18:48:00	18-000356-000	07/29/2018	06:00:00
18-000340-000	08/03/2018	08:14:00	08/03/2018	08:36:00	18-000356-000	07/29/2018	06:00:00
18-000341-000	08/03/2018	20:40:00	08/03/2018	21:07:00	18-000356-000	07/29/2018	06:00:00
18-000348-000	08/06/2018	22:13:00	08/06/2018	22:36:00	18-000356-000	07/29/2018	06:00:00
18-000342-000	08/08/2018	08:38:00	08/08/2018	08:54:00	18-000356-000	07/29/2018	06:00:00
18-000343-000	08/08/2018	15:57:00	08/08/2018	16:11:00	18-000356-000	07/29/2018	06:00:00
18-000344-000	08/09/2018	14:57:00	08/09/2018	15:12:00	18-000356-000	07/29/2018	06:00:00
18-000345-000	08/09/2018	21:51:00	08/09/2018	22:08:00	18-000356-000	07/29/2018	06:00:00
18-000346-000	08/10/2018	11:00:00	08/10/2018	11:10:00	18-000356-000	07/29/2018	06:00:00
18-000347-000	08/10/2018	18:01:00	08/10/2018	18:25:00	18-000356-000	07/29/2018	06:00:00
18-000352-000	08/13/2018	14:06:00	08/13/2018	14:20:00	18-000357-000	08/13/2018	06:00:00

Gering Fire Department

Overlapping Incidents

Alarm Date Between {01/01/2018} And {12/31/2018}

Incident-Exp#	Alm Date	Alm Time	Clr Date	Clr Time	Overlaps (at least)		
					Incident-Exp#	Alm Date	Alm Time
18-0000353-000	08/14/2018	13:15:00	08/14/2018	13:36:00	18-0000357-000	08/13/2018	06:00:00
18-0000390-000	09/07/2018	14:32:00	09/07/2018	15:22:00	18-0000389-000	09/07/2018	14:32:00
18-0000392-000	09/08/2018	16:29:00	09/08/2018	16:50:00	18-0000391-000	09/08/2018	16:29:00
18-0000420-000	09/21/2018	11:18:00	09/21/2018	11:35:00	18-0000418-000	09/21/2018	11:15:00
18-0000421-000	09/21/2018	11:25:00	09/21/2018	11:43:00	18-0000420-000	09/21/2018	11:18:00
18-0000442-000	10/04/2018	18:28:00	10/04/2018	20:56:00	18-0000441-000	10/04/2018	18:04:00
18-0000456-000	10/11/2018	21:03:00	10/11/2018	21:15:00	18-0000455-000	10/11/2018	20:58:00
18-0000463-000	10/13/2018	23:03:00	10/13/2018	23:56:00	18-0000462-000	10/13/2018	22:48:00
18-0000476-000	10/21/2018	14:41:00	10/21/2018	14:45:00	18-0000475-000	10/21/2018	13:33:00
18-0000479-000	10/22/2018	00:54:00	10/22/2018	01:14:00	18-0000478-000	10/22/2018	00:52:00
18-0000487-000	10/28/2018	11:48:00	10/28/2018	13:15:00	18-0000486-000	10/28/2018	10:46:00

Total Incident Count 573

Total Overlapping Incidents 54

Gering Fire Department

Unit Response Time Analysis

Alarm Date Between {01/01/2018} And {12/31/2018}
and Response Code = "1 "

Response		Count	Percentage
Hrs	Mins		
<	01	9	1.2%
	01	14	1.9%
	02	23	3.1%
	03	53	7.2%
	04	76	10.3%
	05	127	17.3%
	06	121	16.5%
	07	85	11.6%
	08	63	8.6%
	09	43	5.8%
	10	21	2.8%
	11	15	2.0%
	12	20	2.7%
	13	6	0.8%
	14	6	0.8%
	15	2	0.2%
	16	6	0.8%
	17	4	0.5%
	18	4	0.5%
	19	1	0.1%
	21	1	0.1%
	24	10	1.3%
	26	6	0.8%
	27	3	0.4%
	36	6	0.8%
	52	5	0.6%
02	30	1	0.1%
12	< 01	1	0.1%

Overall Average Response Time: 00:08:34

Gering Fire Department

Unit Response Time Analysis

Alarm Date Between {01/01/2018} And {12/31/2018}
and Response Code = "1 " and Unit = "99 "

Response		Count	Percentage
Hrs	Mins		
<	01	3	0.7%
	01	8	1.9%
	02	12	2.9%
	03	33	8.1%
	04	57	14.0%
	05	87	21.3%
	06	82	20.1%
	07	58	14.2%
	08	31	7.6%
	09	13	3.1%
	10	7	1.7%
	11	4	0.9%
	12	5	1.2%
	13	2	0.4%
	14	2	0.4%
	15	1	0.2%
	16	1	0.2%
	19	1	0.2%

Overall Average Response Time: 00:05:44

Gering Fire Department

Alarm Time Analysis

Alarm Date Between {01/01/2018} And {12/31/2018}

Alarm Hour	Count	Percent
00:00	12	2.09%
01:00	15	2.61%
02:00	12	2.09%
03:00	6	1.04%
04:00	5	0.87%
05:00	11	1.91%
06:00	8	1.39%
07:00	22	3.83%
08:00	17	2.96%
09:00	28	4.88%
10:00	31	5.41%
11:00	51	8.90%
12:00	30	5.23%
13:00	38	6.63%
14:00	41	7.15%
15:00	29	5.06%
16:00	35	6.10%
17:00	28	4.88%
18:00	33	5.75%
19:00	34	5.93%
20:00	26	4.53%
21:00	28	4.88%
22:00	18	3.14%
23:00	15	2.61%

Gering Fire Department

Incidents by Day of Week/Shift

Alarm Date Between {01/01/2018} And {12/31/2018}

Day/Shift	Count	Pct
Sunday		
* < No Shift Specified >	75	13.08 %
	<u>75</u>	<u>13.08 %</u>
Monday		
* < No Shift Specified >	82	14.31 %
	<u>82</u>	<u>14.31 %</u>
Tuesday		
* < No Shift Specified >	88	15.35 %
	<u>88</u>	<u>15.35 %</u>
Wednesday		
* < No Shift Specified >	87	15.18 %
	<u>87</u>	<u>15.18 %</u>
Thursday		
* < No Shift Specified >	88	15.35 %
	<u>88</u>	<u>15.35 %</u>
Friday		
* < No Shift Specified >	94	16.40 %
	<u>94</u>	<u>16.40 %</u>
Saturday		
* < No Shift Specified >	59	10.29 %
	<u>59</u>	<u>10.29 %</u>

Gering Fire Department

Training Attendance by Staff

Class Date Between {01/01/2018} And {12/31/2018}
and Staff ID = "000-00-0001 "

Date	Time	Category - Class Description	CEU	Hours	Hrs Pd	Points	Obj?
000-00-0001 Department, Fire							
01/02/2018	19:00	AP10 Apparatus Check Procedures - Check Trucks		2.00	2.00	1.00	Y
01/02/2018	19:00	FFI FIRE FIGHTER I CLASS - FF1 - Session 2 - Building Construction		3.00	3.00	1.00	Y
01/05/2018	08:00	WF10 WILDLAND FIRE SUPPRESSION - Slash Pile Burn		3.00	3.00	1.00	Y
01/09/2018	19:00	FFI FIRE FIGHTER I CLASS - FF1 Session 2, Lesson 2 SCBA's		3.00	3.00	1.00	Y
01/17/2018	19:00	FFI FIRE FIGHTER I CLASS - FF1 - Session 2 Lesson 3 SCBA		2.00	2.00	0.00	Y
01/17/2018	19:00	FC42 SCBA TRAINING - SCBA & Search and Rescue		2.50	2.50	1.00	Y
01/23/2018	19:00	FFI FIRE FIGHTER I CLASS - FF1 - Session 2 Response & Size up		3.00	3.00	0.00	Y
02/01/2018	19:00	WF10 WILDLAND FIRE SUPPRESSION - RT130 Red Card Refresher		3.00	3.00	1.00	Y
02/05/2018	19:00	WF10 WILDLAND FIRE SUPPRESSION - RT130 Red Card Refresher		3.00	3.00	0.00	Y
02/06/2018	18:00	EM01 Emergency Medical Services - NE SIM Truck-Simulated calls	4	4.00	4.00	2.00	Y
02/06/2018	19:00	WF10 WILDLAND FIRE SUPPRESSION - RT130 Red Card Refresher		2.00	2.00	1.00	Y
02/06/2018	19:00	FFI FIRE FIGHTER I CLASS - FF1 Session 3 Lesson 1 Tools		2.00	2.00	1.00	Y
02/13/2018	13:15	EM51 Triage - Active Shooter at City Hall	2.5	2.50	2.50	1.00	Y
02/13/2018	19:00	AP10 Apparatus Check Procedures - Apparatus Checks/Driver Training		2.00	2.00	1.00	Y
02/13/2018	19:00	FFI FIRE FIGHTER I CLASS - FF1 Session 3 Forcible Entry		2.50	2.50	1.00	Y
02/20/2018	19:00	FFI FIRE FIGHTER I CLASS - FF1 Session 2 Ropes and knots		3.00	3.00	1.00	Y
02/25/2018	08:00	FFI FIRE FIGHTER I CLASS - FF1 Lesson 3 Ladders		6.25	6.25	0.00	Y
02/27/2018	19:00	S230 NWCG Single Resource - Online S230 Course		2.50	2.50	1.00	Y
02/27/2018	19:00	FFI FIRE FIGHTER I CLASS - FF1 Review Water Supply		3.00	3.00	1.00	Y
02/27/2018	19:00	FFI FIRE FIGHTER I CLASS - FF1 Lesson 4 Water Supply		3.00	3.00	0.00	Y
03/06/2018	19:00	S230 NWCG Single Resource - S230 Blended Online section		3.00	3.00	1.00	Y

*=Unexcused Absence X=Excused Absence

Gering Fire Department

Training Attendance by Staff

Class Date Between {01/01/2018} And {12/31/2018}
and Staff ID = "000-00-0001 "

Date	Time	Category - Class Description	CEU	Hours	Hrs Pd	Points	Obj:
000-00-0001 Department, Fire							
03/06/2018	19:00	FFI FIRE FIGHTER I CLASS - FF1 Session 4 Fire Attack		3.00	3.00	1.00	Y
03/10/2018	08:00	LD01 General Conference Leadership - NE Chiefs Leadership Symposium		9.00	9.00	4.00	Y
03/11/2018	08:30	FC01 Fire Control, General - Bannery County RX		9.00	9.00	4.00	Y
03/12/2018	18:00	S230 NWCG Single Resource - S230 Blended Class-Online		2.00	2.00	1.00	Y
03/13/2018	19:00	FU01 Fundamentals of Fire Suppression - Hose and Foam Evolutions		3.00	3.00	1.00	Y
03/13/2018	19:00	FFI FIRE FIGHTER I CLASS - FF1 Session 4 Wildland lesson		3.00	3.00	0.00	Y
03/13/2018	22:00	S231 NWCG Engine Boss - S231 ENGB Online		1.00	1.00	0.00	Y
03/15/2018	18:00	WF10 WILDLAND FIRE SUPPRESSION - RT130 Crawford		4.00	4.00	2.00	Y
03/16/2018	18:00	EM19 EMT REFRESHER - NREMT EMT Refresher	20	20.00	20.00	5.00	Y
03/20/2018	19:00	FFI FIRE FIGHTER I CLASS - FF1 Session 5 Suppression		3.00	3.00	0.00	Y
03/20/2018	19:00	WF10 WILDLAND FIRE SUPPRESSION - NE Forest Service SIM Sand Tableq		3.00	3.00	1.00	Y
03/25/2018	08:00	FFI FIRE FIGHTER I CLASS - FF1 Session 5 Ventilation and Skill		7.50	7.50	0.00	Y
03/26/2018	17:30	FC90 Incident Command System - ICS 400 Class Bridgeport	4.5	4.50	4.50	0.00	Y
03/27/2018	17:30	FC90 Incident Command System - ICS 400 Class Bridgeport		4.50	4.50	0.00	Y
03/27/2018	19:00	AP10 Apparatus Check Procedures - Emergency Vehicle Checks-Address checks	1	2.00	2.00	1.00	Y
03/27/2018	19:00	FFI FIRE FIGHTER I CLASS - FF1 Session 5 Salvage and Overhaul		3.00	3.00	0.00	Y
03/28/2018	17:30	FC90 Incident Command System - ICS 400 Bridgeport		4.75	4.75	0.00	Y
04/02/2018	17:30	FC90 Incident Command System - ICS 400 Bridgeport		5.00	5.00	0.00	Y
04/03/2018	17:30	FC90 Incident Command System - ICS 400 Bridgeport		4.50	4.50	5.00	Y
04/03/2018	19:00	FFI FIRE FIGHTER I CLASS - FF1 Session 6 Survival		3.00	3.00	0.00	Y
04/03/2018	19:00	FC11 Rapid Intervention Crew - Mayday-RIT Training		3.00	3.00	1.00	Y

*=Unexcused Absence X=Excused Absence

Gering Fire Department

Training Attendance by Staff

**Class Date Between {01/01/2018} And {12/31/2018}
and Staff ID = "000-00-0001 "**

Date	Time	Category - Class Description	CEU	Hours	Hrs Pd	Points	Obj?
000-00-0001 Department, Fire							
04/05/2018	07:30	FC01 Fire Control, General - Gatch RX		2.50	2.50	1.00	Y
04/08/2018	08:00	FFI FIRE FIGHTER I CLASS - FF1 Session 6 and Skill		7.00	7.00	0.00	Y
04/10/2018	10:30	AD01 Administrative Procedures - Emergency Reporting Webinar Training		2.50	2.50	1.00	Y
04/10/2018	19:00	FFI FIRE FIGHTER I CLASS - FF1 Session 6 Review		2.50	2.50	0.00	Y
04/10/2018	20:00	FC41 ENGINE OPERATIONS - Drafting Pump Operations		2.00	2.00	1.00	Y
04/15/2018	08:00	WF10 WILDLAND FIRE SUPPRESSION - NWCG S-131		9.00	9.00	4.00	Y
04/15/2018	18:00	WF10 WILDLAND FIRE SUPPRESSION - NWCG RT-130 Refresher		1.50	1.50	1.00	Y
04/17/2018	18:00	FU01 Fundamentals of Fire Suppression - Live Fire Training		4.00	4.00	2.00	Y
04/18/2018	08:00	WF10 WILDLAND FIRE SUPPRESSION - S-212 Chainsaw class		53.00	53.00	15.00	Y
04/19/2018	08:00	WF10 WILDLAND FIRE SUPPRESSION - S-130/S-190/L-180 Red Card		41.00	41.00	15.00	Y
04/19/2018	15:00	FC90 Incident Command System - NWFA Academy PSC (T)		41.00	41.00	15.00	Y
04/20/2018	08:00	S231 NWCG Engine Boss - S-231 ENGB		10.50	10.50	5.00	Y
04/21/2018	08:00	S230 NWCG Single Resource - S-230 Single Resource		20.00	20.00	10.00	Y
04/23/2018	18:30	EM11 Auto Extrication	2.5	2.50	2.50	1.00	Y
04/24/2018	18:30	BC21 PREPLAN WALK THUR - WAPA Preplan Walkthrough		1.00	1.00	0.00	Y
04/24/2018	19:30	AP10 Apparatus Check Procedures - Truck Checks-Driving and Sizeup	1	2.00	2.00	1.00	Y
04/29/2018	07:00	FFISE Fire Fighter I Skills Exam - FF1 Skills Exam		6.00	6.00	3.00	Y
05/01/2018	19:30	AP10 Apparatus Check Procedures - Review Policy on EM Mobile Command		1.00	1.00	0.00	Y
05/01/2018	19:30	FFI FIRE FIGHTER I CLASS - FF1 Class Test Review		1.00	1.00	0.00	Y
05/08/2018	19:00	HZ02 Hazmat Awareness and Operations - Hazmat Operations CH1		3.00	3.00	0.00	Y
05/15/2018	19:00	HZ02 Hazmat Awareness and Operations - HAZMAT OPS Class 2		3.00	3.00	0.00	Y
05/15/2018	20:00	FC42 SCBA TRAINING		2.00	2.00	1.00	Y
05/22/2018	19:00	HZ02 Hazmat Awareness and Operations - Hazmat Operations	3	3.00	3.00	0.00	Y

*=Unexcused Absence X=Excused Absence

Gering Fire Department

Training Attendance by Staff

**Class Date Between {01/01/2018} And {12/31/2018}
and Staff ID = "000-00-0001 "**

Date	Time	Category - Class Description	CEU	Hours	Hrs Pd	Points	Obj?
000-00-0001 Department, Fire							
05/22/2018	19:00	HZ02 Hazmat Awareness and Operations - HAZMAT Refresher	3	3.00	3.00	1.00	Y
05/27/2018	06:00	WF10 WILDLAND FIRE SUPPRESSION - Morrill Catail RX		5.00	5.00	2.00	Y
05/27/2018	13:30	EM14 DIVE RESCUE TRAINING - Dive Training with Minatare	2	2.50	2.50	1.00	Y
05/29/2018	19:00	HZ02 Hazmat Awareness and Operations - Hazmat Operations	3	3.00	3.00	0.00	Y
06/03/2018	08:00	HZ02 Hazmat Awareness and Operations - Hazmat Operations		6.50	6.50	0.00	Y
06/05/2018	19:00	WF10 WILDLAND FIRE SUPPRESSION - IRPG Review - Funderaiser Planning		2.00	2.00	1.00	Y
06/05/2018	19:00	HZ02 Hazmat Awareness and Operations - HAZMAT Operations		2.00	2.00	0.00	Y
06/10/2018	08:00	HZ02 Hazmat Awareness and Operations - Hazmat Operations		4.00	4.00	0.00	Y
06/10/2018	08:00	HZ02 Hazmat Awareness and Operations - Hazmat Refresher		4.50	4.50	2.00	Y
06/12/2018	19:00	HZ02 Hazmat Awareness and Operations - Hazmat Operations		3.00	3.00	10.00	Y
06/12/2018	19:00	FC41 ENGINE OPERATIONS - Engine/Accountability Training		2.00	2.00	1.00	Y
06/12/2018	19:00	AP10 Apparatus Check Procedures - Apparatus Checks & clean floor		2.00	2.00	1.00	Y
06/19/2018	18:30	EM12 Rope Rescue - Rope Training	4	4.00	4.00	2.00	Y
06/24/2018	07:15	HZ02 Hazmat Awareness and Operations - Hazmt Operations Skills Testing		6.00	6.00	3.00	Y
06/27/2018	19:00	HZ02 Hazmat Awareness and Operations - Study for Hazmat Test		3.00	3.00	1.00	Y
06/28/2018	19:00	HZ02 Hazmat Awareness and Operations - Hazmat Operations Test		2.00	2.00	1.00	Y
07/10/2018	16:00	HZ02 Hazmat Awareness and Operations - Hazmat Test		2.00	4.00	1.00	Y
07/10/2018	19:00	AP10 Apparatus Check Procedures - Truck Checks		2.00	2.00	1.00	Y
07/17/2018	19:00	FC41 ENGINE OPERATIONS - Drafting Operations at Wildcats		2.00	2.00	1.00	Y
07/18/2018	18:00	EM14 DIVE RESCUE TRAINING - Dive Training-Open Water Certification		3.00	3.00	0.00	Y
07/20/2018	08:00	EM14 DIVE RESCUE TRAINING - Dive Training Full Face Mask & Dry Suit		24.00	24.00	9.00	Y
07/24/2018	18:00	EM09 Cardiovascular System - LVAD	2	2.00	2.00	1.00	Y

*=Unexcused Absence X=Excused Absence

Gering Fire Department

Training Attendance by Staff

Class Date Between {01/01/2018} And {12/31/2018}
and Staff ID = "000-00-0001 "

Date	Time	Category - Class Description	CEU	Hours	Hrs Pd	Points	Obj?
000-00-0001 Department, Fire							
		Training					
07/24/2018	20:00	FC42 SCBA TRAINING		2.00	2.00	1.00	Y
07/25/2018	18:00	HZ02 Hazmat Awareness and Operations - Hazmat Operations Test		3.50	3.50	1.00	Y
07/25/2018	18:30	EM14 DIVE RESCUE TRAINING - Dive Rescue Class Open Water Cert		3.00	3.00	0.00	Y
08/01/2018	18:30	EM14 DIVE RESCUE TRAINING - Dive Rescue - Open Water Cert		3.00	3.00	0.00	Y
08/07/2018	18:00	AP10 Apparatus Check Procedures - Truck Checks		3.00	3.00	1.00	Y
08/14/2018	20:00	WF10 WILDLAND FIRE SUPPRESSION - Wildland Response AAR		2.00	2.00	1.00	Y
08/15/2018	18:30	EM14 DIVE RESCUE TRAINING - Open Water Dive Class		3.00	3.00	0.00	Y
08/21/2018	19:00	FS01 Fire Streams Theory - Hose Testing & stream training		2.00	2.00	1.00	Y
08/22/2018	18:00	EM14 DIVE RESCUE TRAINING - Dive Rescue Open Water Cert		3.50	3.50	0.00	Y
09/04/2018	20:00	AP10 Apparatus Check Procedures - Truck Checks		2.00	2.00	1.00	Y
09/08/2018	05:00	WF10 WILDLAND FIRE SUPPRESSION - WENE Engine Academy		27.00	27.00	8.00	Y
09/11/2018	19:00	FC40 Strategic and Tactical Operations - WENE Engine Academy AAR		2.00	2.00	1.00	Y
09/18/2018	12:00	WF10 WILDLAND FIRE SUPPRESSION - Triangle RX		3.00	3.00	1.00	Y
09/18/2018	19:00	FC41 ENGINE OPERATIONS - Pump/Hydrant Operations		3.00	3.00	1.00	Y
10/02/2018	19:30	EM20 CPR Recertification - CPR & 12 Lead Training	2	2.00	2.00	1.00	Y
10/06/2018	15:30	AP10 Apparatus Check Procedures - Truck Check Walk Thru		2.50	2.50	1.00	Y
10/08/2018	10:00	EM01 Emergency Medical Services - Stop the Bleed RWMC		1.00	1.00	0.00	Y
10/09/2018	19:30	FC42 SCBA TRAINING - SCBA DRILL		2.00	2.00	1.00	Y
10/11/2018	14:30	FA40 Dispatcher Training - New CAD Training Fire Interface		2.00	2.00	1.00	Y
10/11/2018	15:30	HZ01 Hazardous Materials Overview - Pipeline Emergencies		5.50	5.50	2.00	Y
10/13/2018	08:00	FC40 Strategic and Tactical Operations - Incident Safety Office Course		14.00	14.00	5.00	Y
10/15/2018	14:00	EM20 CPR Recertification - CPR Recert	2	2.00	2.00	1.00	Y

*=Unexcused Absence X=Excused Absence

Gering Fire Department

Training Attendance by Staff

**Class Date Between {01/01/2018} And {12/31/2018}
and Staff ID = "000-00-0001 " "**

Date	Time	Category - Class Description	CEU	Hours	Hrs Pd	Points	Obj?
000-00-0001 Department, Fire							
10/16/2018	18:30	DT01 General Driver Training - CEVO 4 Driver Training	3	3.00	3.00	1.00	Y
10/19/2018	09:00	EM01 Emergency Medical Services - EMS Opioid Crisis at Conference	3	3.00	3.00	1.00	Y
10/23/2018	08:00	HZ02 Hazmat Awareness and Operations - HAZmat Awareness Online	3	3.00	3.00	1.00	Y
10/23/2018	19:00	EM19 EMT REFRESHER - CAD training and King Tubes	2.5	2.50	2.50	1.00	Y
10/31/2018	10:30	WF10 WILDLAND FIRE SUPPRESSION - Monument Golf Course RX		2.00	2.00	1.00	Y
11/06/2018	20:00	AP10 Apparatus Check Procedures - Truck Check		2.00	2.00	0.00	Y
11/13/2018	18:00	FC01 Fire Control, General - Live Fire Training		3.00	3.00	1.00	Y
11/20/2018	19:30	EM01 Emergency Medical Services - EMS Specialist Review	2	2.00	2.00	1.00	Y
11/20/2018	21:30	FC41 ENGINE OPERATIONS - Winter Ops/Driver Training		1.00	1.00	0.00	Y
11/27/2018	19:00	FS01 Fire Streams Theory - Master Streams - Hose deployment		2.50	2.50	1.00	Y
11/28/2018	15:00	FFISE Fire Fighter I Skills Exam - Firefighter 1 Testing Bayard		4.75	4.75	2.00	Y
12/05/2018	08:30	HZ50 Decontamination - MCI Exercise at RWMC	2.5	2.50	2.50	1.00	Y
12/12/2018	13:00	EM20 CPR Recertification - CPR Certification	1	1.00	1.00	1.00	Y
12/13/2018	08:30	AP10 Apparatus Check Procedures - Winter Operations & Truck Check		2.00	2.00	1.00	Y
12/14/2018	14:00	AP10 Apparatus Check Procedures - Vehicle Tablet Operations		2.00	2.00	1.00	Y
12/17/2018	18:00	EM01 Emergency Medical Services - EMT Add on Skills	2.5	2.50	2.50	1.00	Y
12/18/2018	18:00	EM01 Emergency Medical Services - Rules and Reg Changes - REPLICIA	4	4.00	4.00	1.00	Y
12/23/2018	19:00	FC90 Incident Command System - IS 700 Course	2	2.00	2.00	1.00	Y
12/29/2018	18:30	AP10 Apparatus Check Procedures - Truck Check 99		1.00	1.00	1.00	Y
12/31/2018	17:00	AP10 Apparatus Check Procedures - Truck Check 41		1.00	1.00	1.00	Y

*=Unexcused Absence X=Excused Absence

01/08/2019 16:28

Page

Gering Fire Department

Training Attendance by Staff

Class Date Between {01/01/2018} And {12/31/2018}
and Staff ID = "000-00-0001 "

Date	Time	Category - Class Description	CEU	Hours	Hrs Pd	Points Obj?
000-00-0001		Department, Fire				
Totals for Staff Member:				612.25	614.25	206.00

Gering Fire Department
Participation Detail by Staff

01/01/2018 to 12/31/2018

Staff IDs: 000-00-0001

All Stations

All Shifts

All Units

If staff availability detail is not found, assume staff member is: Don't Use Availability

Training Participation, Non-Incident Activities

Include all training classes

Total Staff being Reported: 1

Total Training Classes For Period: 133

Total Non-Incident Activities For Period: 107

Training Participation			Available		Attended		Percent	
Staff Id/	Name		Cnt	Hours	Cnt	Hours	Cnt	Hours
000-00-0001	Department, Fire		129	613.50	129	612.25	100.00%	99.80
Date	Category	Description	Hours					
* 01/02/2018	AP10	Check Trucks	2.00					
* 01/02/2018	FFI	FF1 - Session 2 - Building Construction	3.00					
* 01/05/2018	WF10	Slash Pile Burn	3.00					
* 01/09/2018	FFI	FF1 Session 2, Lesson 2 SCBA's	3.00					
* 01/17/2018	FFI	FF1 - Session 2 Lesson 3 SCBA	2.00					
* 01/17/2018	FC42	SCBA & Search and Rescue	2.50					
* 01/23/2018	FFI	FF1 - Session 2 Response & Size up	3.00					
* 02/01/2018	WF10	RT130 Red Card Refresher	3.00					
* 02/05/2018	WF10	RT130 Red Card Refresher	3.00					
* 02/06/2018	EM01	NE SIM Truck-Simulated calls	4.00					
* 02/06/2018	WF10	RT130 Red Card Refresher	2.00					
* 02/06/2018	FFI	FF1 Session 3 Lesson 1 Tools	2.00					
* 02/13/2018	EM51	Active Shooter at City Hall	2.50					
* 02/13/2018	AP10	Apparatus Checks/Driver Training	2.00					
* 02/13/2018	FFI	FF1 Session 3 Forcible Entry	2.50					
* 02/20/2018	FFI	FF1 Session 2 Ropes and knots	3.00					
* 02/25/2018	FFI	FF1 Lesson 3 Ladders	6.25					
* 02/27/2018	FFI	FF1 Review Water Supply	3.00					
* 02/27/2018	S230	Online S230 Course	2.50					
* 02/27/2018	FFI	FF1 Lesson 4 Water Supply	3.00					
* 03/06/2018	S230	S230 Blended Online section	3.00					
* 03/06/2018	FFI	FF1 Session 4 Fire Attack	3.00					
* 03/10/2018	LD01	NE Chiefs Leadership Symposium	9.00					
* 03/11/2018	FC01	Bannery County RX	9.00					

* Denotes Participation

Gering Fire Department

Participation Detail by Staff

* 03/12/2018	S230	S230 Blended Class-Online	2.00
* 03/13/2018	FU01	Hose and Foam Evolutions	3.00
* 03/13/2018	S231	S231 ENGB Online	1.00
* 03/13/2018	FFI	FF1 Session 4 Wildland lesson	3.00
* 03/15/2018	WF10	RT130 Crawford	4.00
* 03/16/2018	EM19	NREMT EMT Refresher	20.00
* 03/20/2018	FFI	FF1 Session 5 Suppression	3.00
* 03/20/2018	WF10	NE Forest Service SIM Sand Tableq	3.00
* 03/25/2018	FFI	FF1 Session 5 Ventilation and Skill	7.50
* 03/26/2018	FC90	ICS 400 Class Bridgeport	4.50
* 03/27/2018	AP10	Emergency Vehicle Checks-Address checks	2.00
* 03/27/2018	FFI	FF1 Session 5 Salvage and Overhaul	3.00
* 03/27/2018	FC90	ICS 400 Class Bridgeport	4.50
* 03/28/2018	FC90	ICS 400 Bridgeport	4.75
* 04/02/2018	FC90	ICS 400 Bridgeport	5.00
* 04/03/2018	FC90	ICS 400 Bridgeport	4.50
* 04/03/2018	FFI	FF1 Session 6 Survival	3.00
* 04/03/2018	FC11	Mayday-RIT Training	3.00
* 04/05/2018	FC01	Gatch RX	2.50
* 04/08/2018	FFI	FF1 Session 6 and Skill	7.00
* 04/10/2018	AD01	Emergency Reporting Webinar Training	2.50
* 04/10/2018	FFI	FF1 Session 6 Review	2.50
* 04/10/2018	FC41	Drafting Pump Operations	2.00
* 04/15/2018	WF10	NWCG S-131	9.00
* 04/15/2018	WF10	NWCG RT-130 Refresher	1.50
* 04/17/2018	FU01	Live Fire Training	4.00
* 04/18/2018	WF10	S-212 Chainsaw class	53.00
* 04/19/2018	WF10	S-130/S-190/L-180 Red Card	41.00
* 04/19/2018	FC90	NWFA Academy PSC (T)	41.00
* 04/20/2018	S231	S-231 ENGB	10.50
* 04/21/2018	S230	S-230 Single Resource	20.00
* 04/23/2018	EM11	Auto Extrication for EMT class	2.50
* 04/24/2018	BC21	WAPA Preplan Walkthrough	1.00
* 04/24/2018	AP10	Truck Checks-Driving and Sizeup	2.00
* 04/29/2018	FFISE	FF1 Skills Exam	6.00
* 05/01/2018	AP10	Review Policy on EM Mobile Command	1.00
* 05/01/2018	FFI	FF1 Class Test Review	1.00
* 05/08/2018	HZ02	Hazmat Operations CH1	3.00
* 05/15/2018	FC42	SCBA TRAINING MAINTENANCE	2.00

* Denotes Participation

Gering Fire Department

Participation Detail by Staff

* 05/15/2018	HZ02	HAZMAT OPS Class 2	3.00
* 05/22/2018	HZ02	Hazmat Operations	3.00
* 05/22/2018	HZ02	HAZMAT Refresher	3.00
* 05/27/2018	WF10	Morrill Catail RX	5.00
* 05/27/2018	EM14	Dive Training with Minatare	2.50
* 05/29/2018	HZ02	Hazmat Operations	3.00
* 06/03/2018	HZ02	Hazmat Operations	6.50
* 06/05/2018	WF10	IRPG Review - Funderaiser Planning	2.00
* 06/05/2018	HZ02	HAZMAT Operations	2.00
* 06/10/2018	HZ02	Hazmat Operations	4.00
* 06/10/2018	HZ02	Hazmat Refresher	4.50
* 06/12/2018	HZ02	Hazmat Operations	3.00
* 06/12/2018	FC41	Engine/Accountability Training	2.00
* 06/12/2018	AP10	Apparatus Checks & clean floor	2.00
* 06/19/2018	EM12	Rope Training	4.00
* 06/24/2018	HZ02	Hazmt Operations Skills Testing	7.25
* 06/27/2018	HZ02	Study for Hazmat Test	3.00
* 06/28/2018	HZ02	Hazmat Operations Test	2.00
* 07/10/2018	HZ02	Hazmat Test	2.00
* 07/10/2018	AP10	Truck Checks	2.00
* 07/17/2018	FC41	Drafting Operations at Wildcats	2.00
* 07/18/2018	EM14	Dive Training-Open Water Certification	3.00
* 07/20/2018	EM14	Dive Training Full Face Mask & Dry Suit	24.00
* 07/24/2018	EM09	LVAD Training	2.00
* 07/24/2018	FC42	SCBA Training	2.00
* 07/25/2018	HZ02	Hazmat Operations Test	3.50
* 07/25/2018	EM14	Dive Rescue Class Open Water Cert	3.00
* 08/01/2018	EM14	Dive Rescue - Open Water Cert	3.00
* 08/07/2018	AP10	Truck Checks	3.00
* 08/14/2018	WF10	Wildland Response AAR	2.00
* 08/15/2018	EM14	Open Water Dive Class	3.00
* 08/21/2018	FS01	Hose Testing & stream training	2.00
* 08/22/2018	EM14	Dive Rescue Open Water Cert	3.50
* 09/04/2018	AP10	Truck Checks	2.00
* 09/08/2018	WF10	WENE Engine Academy	27.00
* 09/11/2018	FC40	WENE Engine Academy AAR	2.00
* 09/18/2018	WF10	Triangle RX	3.00
* 09/18/2018	FC41	Pump/Hydrant Operations	3.00
* 10/02/2018	EM20	CPR & 12 Lead Training	2.00

* Denotes Participation

Gering Fire Department

Participation Detail by Staff

* 10/06/2018	AP10	Truck Check Walk Thru	2.50
* 10/08/2018	EM01	Stop the Bleed RWMC	1.00
* 10/09/2018	FC42	SCBA DRILL	2.00
* 10/11/2018	FA40	New CAD Training Fire Interface	2.00
* 10/11/2018	HZ01	Pipeline Emergencies	5.50
* 10/13/2018	FC40	Incident Safety Office Course	14.00
* 10/15/2018	EM20	CPR Recert	2.00
* 10/16/2018	DT01	CEVO 4 Driver Training	3.00
* 10/19/2018	EM01	EMS Opioid Crisis at Conference	3.00
* 10/23/2018	EM19	CAD training and King Tubes	2.50
* 10/23/2018	HZ02	HAZmat Awareness Online	3.00
* 10/31/2018	WF10	Monument Golf Course RX	2.00
* 11/06/2018	AP10	Truck Check	2.00
* 11/13/2018	FC01	Live Fire Training	3.00
* 11/20/2018	EM01	EMS Specialist Review	2.00
* 11/20/2018	FC41	Winter Ops/Driver Training	1.00
* 11/27/2018	FS01	Master Streams - Hose deployment	2.50
* 11/28/2018	FFISE	Firefighter 1 Testing Bayard	4.75
* 12/05/2018	HZ50	MCI Exercise at RWMC	2.50
* 12/12/2018	EM20	CPR Certification	1.00
* 12/13/2018	AP10	Winter Operations & Truck Check	2.00
* 12/14/2018	AP10	Vehicle Tablet Operations	2.00
* 12/17/2018	EM01	EMT Add on Skills	2.50
* 12/18/2018	EM01	Rules and Reg Changes - REPLICA	4.00
* 12/23/2018	FC90	IS 700 Course	2.00
* 12/29/2018	AP10	Truck Check 99	1.00
* 12/31/2018	AP10	Truck Check 41	1.00

Non-Incident Participation		Available		Attended		Percent	
Staff Id/	Name	Cnt	Hours	Cnt	Hours	Cnt	Hours
000-00-0001	Department, Fire	107	270.75	103	264.75	96.26%	97.78

Date	Category	Description	Hours
* 01/07/2018	PR	EMT Standby at Wrestling Tourney	7.00
01/09/2018	AREG	Regular meeting	1.00
* 01/11/2018	AD	SCB County Mutual Aid Meeting	2.50
* 01/23/2018	AREG	Regular Meeting	1.00
* 01/23/2018	WD	Work Night	3.00
* 01/23/2018	PR	School Visit for Junior Fire Patrol	0.50
* 01/27/2018	PR	CPR Instruction at Northfield Church	4.00

* Denotes Participation

Gering Fire Department

Participation Detail by Staff

* 01/31/2018	PR	Lincoln Visit Junior Fire Patrol	0.50
* 02/02/2018	WD	Northfield Visit Junior Fire Patrol	0.50
* 02/07/2018	PR	Cub Scout Fire Prevention visit	0.75
* 02/07/2018	AD	Pine Ridge Mutual Aid Meeting	5.75
* 02/12/2018	AD	Zoll Software visit/review	2.50
* 02/13/2018	AD	Emergency Reporting Webinar	0.75
* 02/13/2018	AREG	Regular Meeting	1.00
* 02/15/2018	PR	Junior Fire Patrol-Home Escape Plans	1.50
* 02/20/2018	AD	Call Reviews EMS Guidelines	0.50
* 02/22/2018	PR	Junior Fire Patrol	2.00
* 02/22/2018	AD	Mutual Aid Meeting Central Panhandle	3.50
* 02/27/2018	AREG	Regular Meeting	1.00
* 03/01/2018	PR	Junior Fire Patrol	1.50
* 03/05/2018	PR	Tax Sale Fundraiser	3.00
* 03/06/2018	AD	Cadet Committee Meeting	1.00
* 03/08/2018	PE	Junior Fire Patrol First Aid	1.75
* 03/14/2018	AD	Rural Board Meeting	1.50
03/15/2018	PE	Junior Fire Patrol Test Night	1.75
* 03/20/2018	AD	White Rock Fire AAR	1.00
* 03/22/2018	PE	Jr Fire Patrol Graduation	1.75
* 03/27/2018	AREG	Regular Meeting	1.00
* 04/03/2018	AD	Officers Meeting	1.00
* 04/04/2018	WD	Truck Check - Siren on 20	5.00
* 04/10/2018	AREG	Regular meetings	1.00
* 04/12/2018	AD	Mutual Aid Meeting at Airport	3.00
* 05/01/2018	AREG	Regular Meeting	1.00
* 05/08/2018	PR	Softball Game Preplanning	2.00
* 05/14/2018	PE	Potter School Visit Fire Prevention	1.00
* 05/15/2018	AREG	Regular meetings	1.00
* 05/17/2018	PR	Track Team Escort	1.00
* 05/17/2018	PR	Honor Flight Escort	0.75
* 05/28/2018	PR	Memorial Day Flags AM	1.00
05/28/2018	PR	Memorial Day Flags PM	1.00
* 06/02/2018	PR	Hero Run PR	1.67
* 06/09/2018	PR	Stop the Bleed Northfield	1.00
* 06/09/2018	PE	Fire Prevention McDonalds	2.50
* 06/12/2018	AREG	Regular meetings	1.00
* 06/13/2018	PR	Fundraiser Planning	1.50
* 06/18/2018	PR	FF1 Live Fire Test	1.25

* Denotes Participation

Gering Fire Department

Participation Detail by Staff

* 06/22/2018	WD	Hazmat study night	2.00
* 06/22/2018	PR	Firework standby at golf course	1.50
* 06/23/2018	PR	Color Dash Standby Traffic Control	3.50
* 06/25/2018	PR	Fundraiser planning	2.50
06/30/2018	AD	Enging Rotation Meeting	1.00
* 07/03/2018	PR	Firework Standby	1.00
* 07/11/2018	WD	Transport people to Colorado	14.00
* 07/12/2018	AD	SCB County Mutual Aid Meeting	2.00
* 07/13/2018	PR	Don Childs 5 Mile Run Standby	1.25
* 07/13/2018	PR	Kiddie Parade and Street Games	4.25
* 07/14/2018	PR	OT Days Parade	5.00
* 07/17/2018	AREG	Regular meeting	1.00
* 07/21/2018	PR	United Way Duck Dash help	2.58
* 08/07/2018	PR	Learning Tree station visit	1.00
* 08/07/2018	PR	National Night Out	3.00
* 08/09/2018	PR	Public Relations Support Our Heros	1.00
* 08/12/2018	PR	Back to School Bash	3.00
* 08/14/2018	AREG	Regular Meeting	1.00
* 08/17/2018	PR	Old West Balloon Fest	5.50
* 08/18/2018	PR	Old West Ballon Fest	7.00
* 08/18/2018	PR	Old West Balloon Fest Night Glow	3.50
* 08/25/2018	PR	Kids Safe Day at Civic Center	4.00
* 08/25/2018	PR	Veteran Cookout	1.50
* 08/25/2018	PR	EMS Standby concert @ Legacy	5.00
* 08/31/2018	PR	Football Game Standby	3.00
* 09/04/2018	AREG	Engine Academy Planning Meeting	1.00
* 09/11/2018	AD	Junior Fire Patrol Committee Meeting	1.00
* 09/14/2018	PR	Football Game Standby	3.00
* 09/15/2018	PR	FF Funeral in Sturgis	14.00
* 09/19/2018	PR	Teach CPR at Christ the King	2.00
* 09/24/2018	AD	Engine Academy AAR	1.50
* 09/28/2018	PR	Standby at Football Game	3.00
* 09/29/2018	PR	Monument Marathon EMS	7.00
* 10/02/2018	AD	AFG Webinar	1.00
* 10/02/2018	AD	Officer Meeting	1.00
* 10/04/2018	AD	Mutual Aid Meeting Torrington	3.50
* 10/05/2018	PR	Fire Prevention - Fill Bags	1.00
* 10/05/2018	PR	Standby Football Game	3.00
* 10/08/2018	PE	Fire Prevention Northfield K 45 kids	1.00

* Denotes Participation

Gering Fire Department

Participation Detail by Staff

* 10/09/2018	PE	Faith Lutheran Preschool Fire Preventi	0.50
* 10/09/2018	PE	Lincoln Elem Kindergarten 48 kids	1.00
* 10/09/2018	PE	Geil Back to school Bash	2.00
* 10/09/2018	AREG	Regular Meeting	0.50
* 10/10/2018	PE	Storytime at Library 25 kids	1.00
* 10/11/2018	PE	Lincoln Preschool 37 Kids FP	1.00
* 10/11/2018	PE	Library Story Time Fire Prevention	1.50
* 10/11/2018	PE	Lincoln Preschool PM Fire Prevention	1.50
* 10/11/2018	AD	LEPC Meeting	0.50
* 10/15/2018	PR	Homecoming Parade	1.00
* 10/18/2018	PR	Xcountry Team Escort	1.00
* 10/18/2018	AD	NSVFA Annual Conference	24.00
* 10/19/2018	PR	Standby Football Game	3.00
* 10/20/2018	AD	NSVFA Conference	12.00
* 10/27/2018	PR	Kidz Explorer	3.00
* 10/31/2018	PR	Trick Or Treat Handout Candy	2.50
* 11/06/2018	AREG	Regular Meeting	1.00
* 11/10/2018	PR	Veterans Day Parade	2.25
* 11/18/2018	PR	Holiday Parade	0.75
* 11/20/2018	AREG	Regular Meeting	1.00
* 12/01/2018	PR	Santas Village	4.00
* 12/11/2018	AREG	Regular Meeting	1.50

Participation Summary for: Department, Fire

Total Available	236	Total Attended	232	Participation Percentage	98.30
------------------------	------------	-----------------------	------------	---------------------------------	--------------

Grand Total Participation:

Total Available	236	Total Attended	232	Participation Percentage	98.30
------------------------	------------	-----------------------	------------	---------------------------------	--------------

* Denotes Participation