

GERING VOLUNTEER FIRE DEPARTMENT

2021 Annual Report



GERING VOLUNTEER FIRE DEPARTMENT

2021 Annual Report

The Gering Volunteer Fire Department is committed to protecting the people and property of our community from hazards and emergencies through education, risk reduction and emergency response. The fire department met each challenge head on and was able to exceed performance expectations.

2021 brought the busiest year the department has seen. Between many extended trainings, large fire response and back-to-school fire prevention, we logged over 23,000 man hours. Department partnered with many agencies to assist with vaccination clinics, community events and special response within the county.

7 members obtained their Firefighter 1 certificate after a 6 month national course. 6 members obtained their Hazardous Material Operation certificate after a 3 month course. Members also attended fire school, a week long fire calculation course, dive certification and technical rescue. Firefighters had a total of 5,158 man-hours of training.

9 firefighters spent a total of 21 days in Montana on a large fire. This hard work is because of a contract with the Nebraska Forest Service. Gering FD is the only department in Nebraska that has this type of contract and our governing boards see revenue associated with these assignments.

Gering FD supported community events throughout the year. Firefighters assisted with Old West Balloon Fest, Laser Light Show, Oregon Trail Days and drive thru vaccination clinics.

With the support from council, Gering FD added a new position to the fire department. This reduces time spent away from employers during the daytime. This position has been critical with administrative duties, vehicle maintenance and relief for our firefighters during daytime response.

Tim Milton received the Fire Department's "LeRoy Elliott" Firefighter of the Year. Jim Lawson recognized for 50 years of dedicated service. He joins only 2 other people that has committed over 50 years to the department.



On behalf of the Fire Department, I would like to thank Mayor Kaufman and the council for their continued support and cooperation given to us throughout the year.

Nathan Flowers
Fire Chief

GERING VOLUNTEER FIRE DEPARTMENT - 2021

ANNUAL REPORT OF FIRE & RESCUE CALLS

<u>Total Calls</u>	<u>2021-796</u>	<u>2020-794</u>	<u>2019-709</u>
City Fires	13	31	14
Rural Fires	14	23	12
City Rescues	512	486	483
Rural Rescues	78	34	49
Motor Vehicle Accidents	48	49	47
False Alarms	37	32	22
Aid (Given) (10)	40	38	18
Aid (Received) (4)	9	19	8
Service Calls	36	27	49
Misc. Calls	74	82	65

Estimated Losses From Fire:

	<u>2020</u>	<u>2019</u>	<u>2018</u>
City Property	\$391,200	\$ 363,250	\$ 238,600
Rural Property	\$22,000	\$255,200	\$69,800

Estimated Value of Property Involved in Fire:

	<u>2020</u>	<u>2019</u>	<u>2018</u>
City Property	\$1,468,892	\$8,675,342	\$992,339
Rural Property	\$2,166,215	\$ 1,102,600	\$ 394,175

Average Number of Personnel Responding to Calls:

Fires – 13 Rescue-9

Estimated number of man hours spent on all calls – 12,817

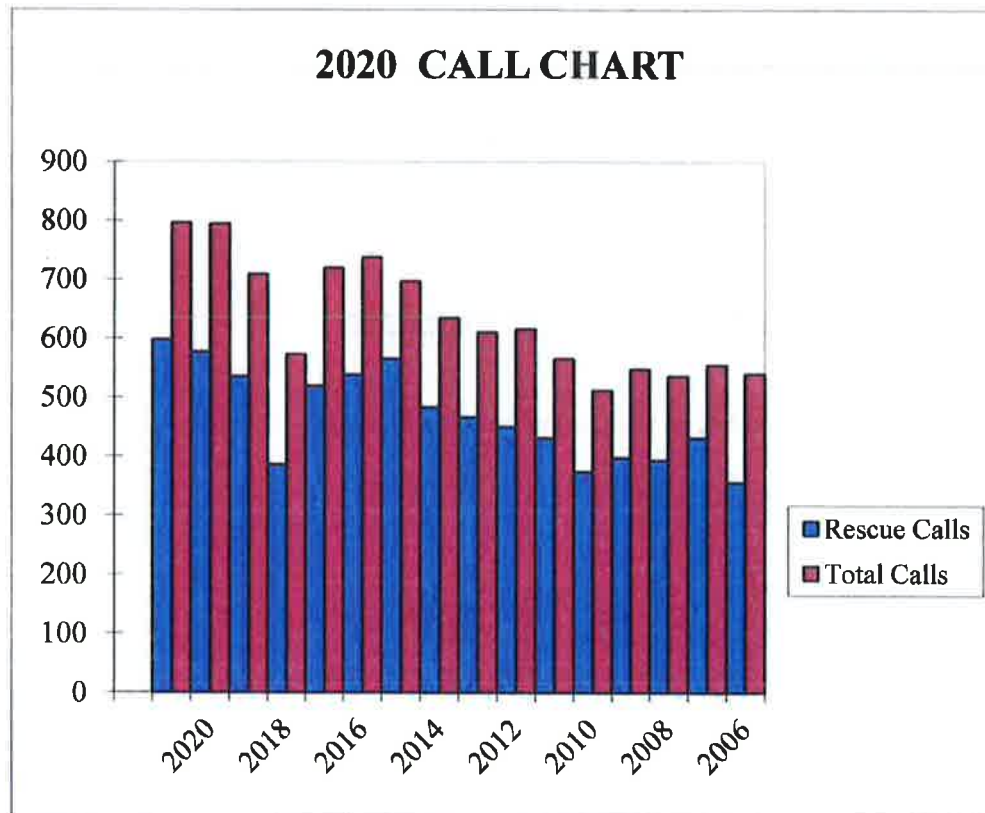
Man Hours other than Calls:

5,158 Training
1,050 Regular, State & Regional, Meetings
1,704 Public Education/Relations
59 Miscellaneous/Maintenance by members
2,400 City Fire Marshal

Estimated total man hours spent on all Fire Department activities is – 23,188

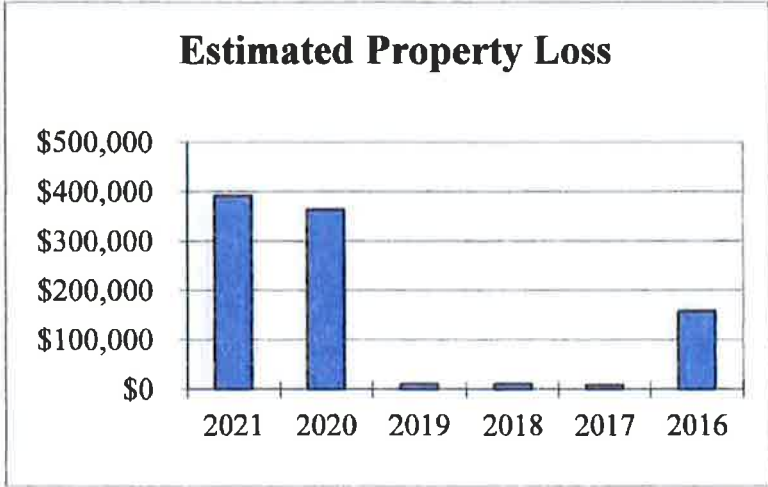
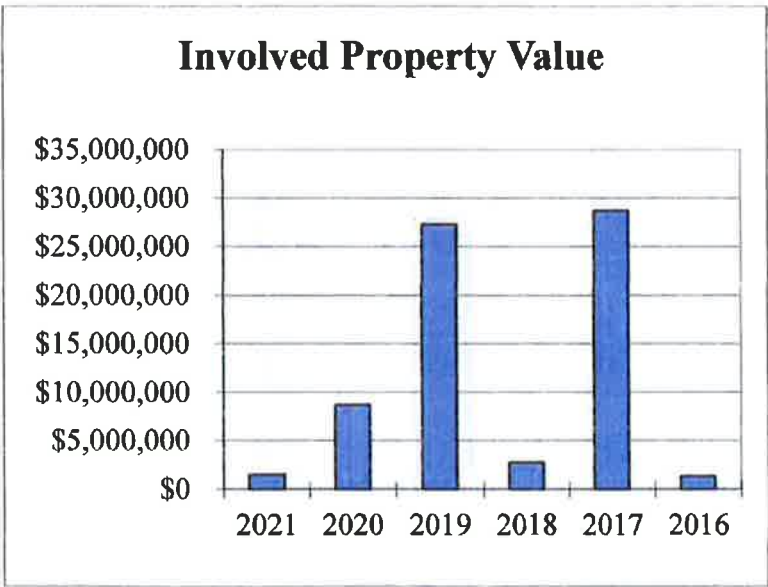
2021 Gering Volunteer Fire Department

Year	Rescue Calls	Total Calls
2021	598	796
2020	577	794
2019	535	709
2018	386	573
2017	519	720
2016	538	738
2015	566	697
2014	483	635
2013	466	611
2012	450	616
2011	431	566
2010	374	512
2009	398	548
2008	394	536
2007	431	555
2006	356	540



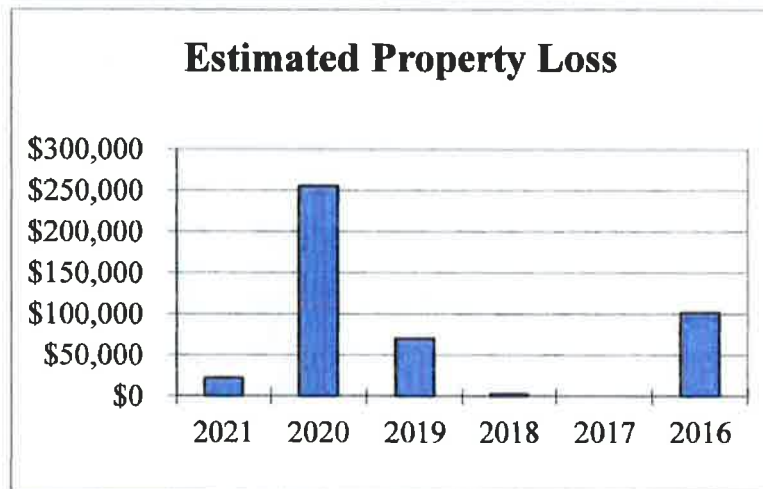
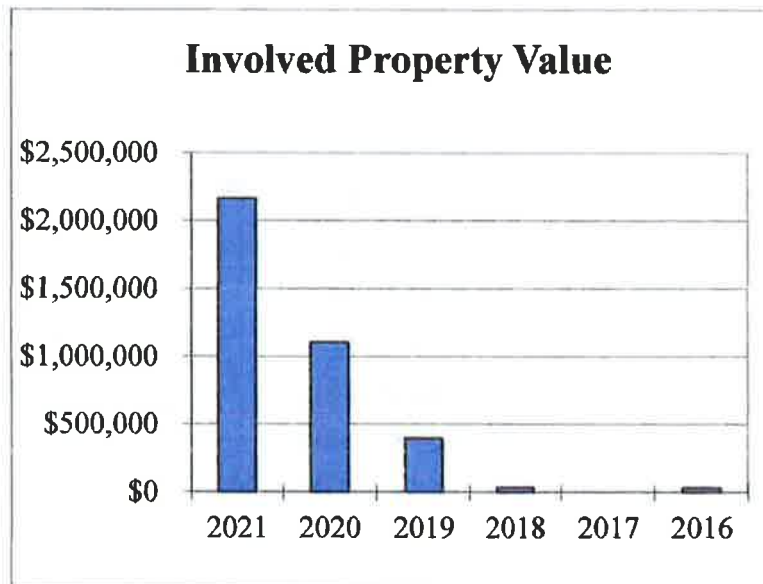
**Gering Volunteer Fire Department
2021 City Property Involved & Loss Comparison**

	Involved Property Value	Est. Property Loss
2021	\$1,468,292	\$391,200
2020	\$8,675,342	\$363,250
2019	\$27,280,000	\$10,700
2018	\$2,728,000	\$10,700
2017	\$28,648,596	\$7,850
2016	\$1,336,100	\$157,830



**Gering Volunteer Fire Department
2021 Rural Property Involved & Loss Comparison**

	Involved Property Value	Est. Property Loss
2021	\$2,166,215	\$22,000
2020	\$1,102,600	\$255,200
2019	\$394,175	\$69,800
2018	\$33,500	\$2,100
2017	\$0	\$0
2016	\$30,600	\$101,500



2021 WILDFIRES

Due to persistent drought conditions through the summer, Gering FD seen 4 large wildfires in August through November. Hackberry Fire, Cross Fire, Vista Trend Fire and the Buffalo Creek Fire were large extended events.

Gering FD personnel spent many days and nights suppressing these fire. Several of our firefighters played pivotal roles in managing these fires.

The community supported all fire departments with donations of non perishables and water. We wish to thank the entire community for their continued support of the firefighters.

YEARLY INCIDENT STATISTICS

2021 seen 796 calls for service, which is in line with the previous year. 75% of call volume accounted for medical and vehicle accidents. Fires have been consistent with previous years with the exception of large wildland fires. Our firefighters spent multiple days in a row on 4 large wildfires that consumed more than 26,000 acres.

19%, or 151 calls overlapped. Multiple apparatus responded during the same time period to manage multiple incidents. Overlapping events are worrisome for our staffing model, and overlap has been increasing over the years.

Our average response for all types of calls within the city limits was just over 5 minutes. Average turn out time (dispatched to enroute) for all types of calls within the city limits was 2 minutes 53 seconds.

We spent an average of 176 minutes on scene of all emergencies, largely in part to several prolonged events. EMS calls tend to see an average of 25 minutes on scene. We provided mutual aid 40 times to area fire departments.

Our busiest times is on Thursday at 6:00 pm. Our busiest hour was between 10:00 am and 11:00 am. The busiest day is on a Monday. January was our busiest month with 80 total calls.

There were many calls that we contributed to COVID. January seen a large increase in medicals and again in October. They were comparable to the year prior.



Gering Fire Department

Gering, NE

This report was generated on 3/9/2022 5:38:40 PM



Incident Statistics

Zone(s): All Zones | Start Date: 01/01/2021 | End Date: 12/31/2021

INCIDENT COUNT

INCIDENT TYPE	# INCIDENTS
EMS	598
FIRE	198
TOTAL	796

TOTAL TRANSPORTS (N2 and N3)

APPARATUS	# of APPARATUS TRANSPORTS	# of PATIENT TRANSPORTS	TOTAL # of PATIENT CONTACTS
GE30	0	0	23
GE99	0	0	525
TOTAL	0	0	548

PRE-INCIDENT VALUE

\$3,635,107.00

LOSSES

\$413,200.00

CO CHECKS

424 - Carbon monoxide incident	1
TOTAL	1

MUTUAL AID

Aid Type	Total
Aid Given	40
Aid Received	9

OVERLAPPING CALLS

# OVERLAPPING	% OVERLAPPING
151	18.97

LIGHTS AND SIREN - AVERAGE RESPONSE TIME (Dispatch to Arrival)

Station	EMS	FIRE
Station 1	0:06:00	0:12:22
AVERAGE FOR ALL CALLS		0:06:17

LIGHTS AND SIREN - AVERAGE TURNOUT TIME (Dispatch to Enroute)

Station	EMS	FIRE
Station 1	0:03:00	0:04:20
AVERAGE FOR ALL CALLS		0:03:03

AGENCY

Gering Fire Department

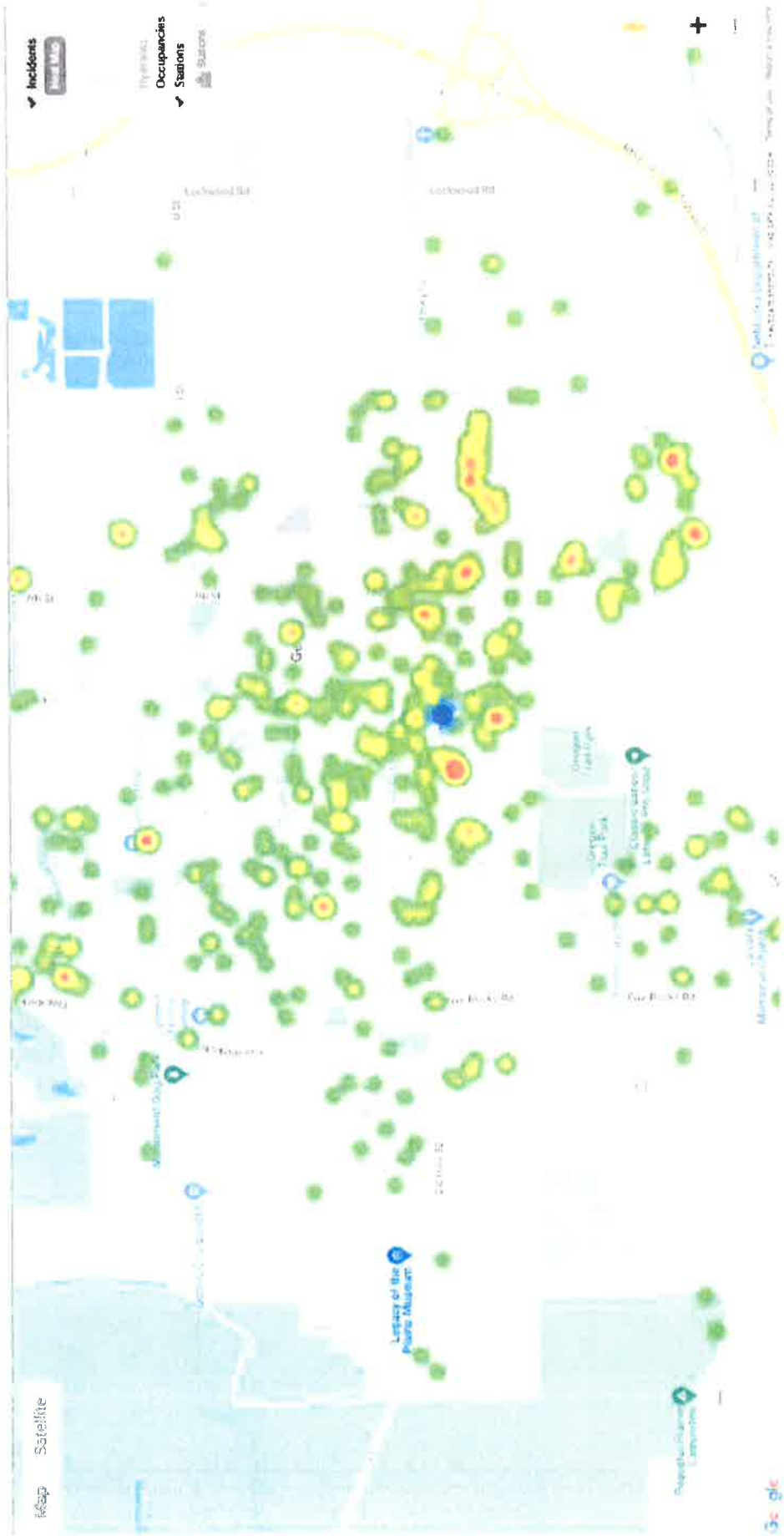
AVERAGE TIME ON SCENE (MM:SS)

176:44

Only Reviewed Incidents included. EMS for Incident counts includes only 300 to 399 Incident Types. All other incident types are counted as FIRE. CO Checks only includes Incident Types: 424, 736 and 734. # Apparatus Transports = # of incidents where apparatus transported. # Patient Transports = All patients transported by EMS. # Patient Contacts = # of PCR contacted by apparatus. This report now returns both NEMSIS 2 & 3 data as appropriate. For overlapping calls that span over multiple days, total per month will not equal Total count for year.



emergencyreporting.com
Doc Id: 1645
Page # 1 of 1



Gering Fire Department

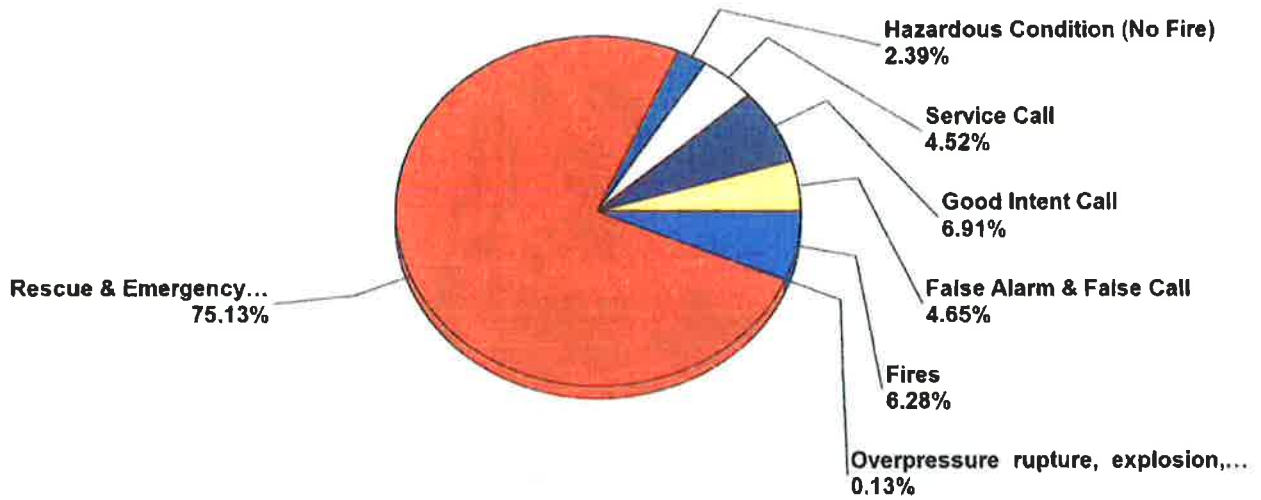
Gering, NE

This report was generated on 3/10/2022 7:30:51 AM



Breakdown by Major Incident Types for Date Range

Zone(s): All Zones | Start Date: 01/01/2021 | End Date: 12/31/2021



MAJOR INCIDENT TYPE	# INCIDENTS	% of TOTAL
Fires	50	6.28%
Overpressure rupture, explosion, overheating - no fire	1	0.13%
Rescue & Emergency Medical Service	598	75.13%
Hazardous Condition (No Fire)	19	2.39%
Service Call	36	4.52%
Good Intent Call	55	6.91%
False Alarm & False Call	37	4.65%
TOTAL	796	100%

Only REVIEWED and/or LOCKED IMPORTED incidents are included. Summary results for a major incident type are not displayed if the count is zero.



Detailed Breakdown by Incident Type

INCIDENT TYPE	# INCIDENTS	% of TOTAL
111 - Building fire	17	2.14%
131 - Passenger vehicle fire	2	0.25%
132 - Road freight or transport vehicle fire	2	0.25%
133 - Natural vegetation fire, other	1	0.13%
141 - Forest, woods or wildland fire	6	0.75%
142 - Brush or brush-and-grass mixture fire	3	0.38%
143 - Grass fire	9	1.13%
151 - Outside rubbish, trash or waste fire	1	0.13%
154 - Dumpster or other outside trash receptacle fire	5	0.63%
170 - Cultivated vegetation, crop fire, other	1	0.13%
171 - Cultivated grain or crop fire	3	0.38%
251 - Excessive heat, scorch burns with no ignition	1	0.13%
311 - Medical assist, assist EMS crew	7	0.88%
321 - EMS call, excluding vehicle accident with injury	536	67.34%
322 - Motor vehicle accident with injuries	33	4.15%
323 - Motor vehicle/pedestrian accident (MV Ped)	2	0.25%
324 - Motor vehicle accident with no injuries.	13	1.63%
341 - Search for person on land	2	0.25%
342 - Search for person in water	2	0.25%
353 - Removal of victim(s) from stalled elevator	1	0.13%
381 - Rescue or EMS standby	2	0.25%
411 - Gasoline or other flammable liquid spill	1	0.13%
412 - Gas leak (natural gas or LPG)	6	0.75%
422 - Chemical spill or leak	2	0.25%
424 - Carbon monoxide incident	1	0.13%
442 - Overheated motor	1	0.13%
444 - Power line down	2	0.25%
463 - Vehicle accident, general cleanup	6	0.75%
464 - Person in distress, other	14	1.76%
501 - Smoke or odor removal	3	0.38%
542 - Animal rescue	1	0.13%
550 - Public service assistance, other	3	0.38%
551 - Assist police or other governmental agency	3	0.38%
553 - Public service	2	0.25%
561 - Unauthorized burning	9	1.13%
571 - Cover assignment, standby, moveup	1	0.13%
600 - Good intent call, other	5	0.63%
611 - Dispatched & cancelled en route	32	4.02%
621 - Wrong location	1	0.13%
622 - No incident found on arrival at dispatch address	4	0.5%
631 - Authorized controlled burning	6	0.75%
651 - Smoke scare, odor of smoke	6	0.75%
652 - Steam, vapor, fog or dust thought to be smoke	1	0.13%
733 - Smoke detector activation due to malfunction	6	0.75%
734 - Heat detector activation due to malfunction	1	0.13%
735 - Alarm system sounded due to malfunction	15	1.88%
741 - Sprinkler activation, no fire - unintentional	1	0.13%
743 - Smoke detector activation, no fire - unintentional	7	0.88%
744 - Detector activation, no fire - unintentional	1	0.13%
745 - Alarm system activation, no fire - unintentional	6	0.75%
TOTAL INCIDENTS	298	100%

Only REVIEWED and/or LOCKED IMPORTED incidents are included. Summary results for a major incident type are not displayed if the count is zero.



Gering Fire Department

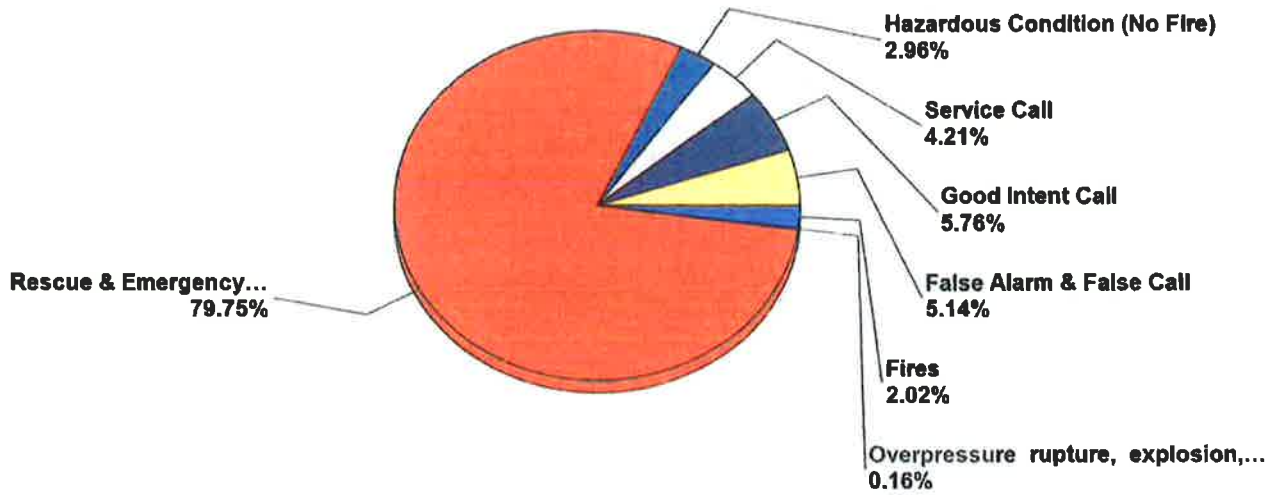
Gering, NE

This report was generated on 3/10/2022 7:32:09 AM



Breakdown by Major Incident Types for Date Range

Location(s): City Limits - City Limits | Start Date: 01/01/2021 | End Date: 12/31/2021



MAJOR INCIDENT TYPE	# INCIDENTS	% of TOTAL
Fires	13	2.02%
Overpressure rupture, explosion, overheating - no fire	1	0.16%
Rescue & Emergency Medical Service	512	79.75%
Hazardous Condition (No Fire)	19	2.96%
Service Call	27	4.21%
Good Intent Call	37	5.76%
False Alarm & False Call	33	5.14%
TOTAL	642	100%

Only REVIEWED and/or LOCKED IMPORTED incidents are included. Summary results for a major incident type are not displayed if the count is zero.



Detailed Breakdown by Incident Type

INCIDENT TYPE	# INCIDENTS	% of TOTAL
111 - Building fire	4	0.62%
131 - Passenger vehicle fire	1	0.16%
132 - Road freight or transport vehicle fire	1	0.16%
133 - Grass fire	1	0.16%
151 - Outside rubbish, trash or waste fire	1	0.16%
154 - Dumpster or other outside trash receptacle fire	5	0.78%
251 - Excessive heat, scorch burns with no ignition	1	0.16%
311 - Medical assist, assist EMS crew	4	0.62%
321 - EMS call, excluding vehicle accident with injury	478	74.45%
322 - Motor vehicle accident with injuries	16	2.49%
323 - Motor vehicle/pedestrian accident (MV Ped)	2	0.31%
324 - Motor vehicle accident with no injuries.	9	1.4%
353 - Removal of victim(s) from stalled elevator	1	0.16%
381 - Rescue or EMS standby	2	0.31%
411 - Gasoline or other flammable liquid spill	1	0.16%
412 - Gas leak (natural gas or LPG)	6	0.93%
422 - Chemical spill or leak	2	0.31%
424 - Carbon monoxide incident	1	0.16%
442 - Overheated motor	1	0.16%
444 - Power line down	2	0.31%
463 - Vehicle accident, general cleanup	6	0.93%
510 - Person in distress, other	12	1.87%
531 - Smoke or odor removal	1	0.16%
542 - Animal rescue	1	0.16%
550 - Public service assistance, other	3	0.47%
551 - Assist police or other governmental agency	3	0.47%
553 - Public service	1	0.16%
561 - Unauthorized burning	6	0.93%
562 - Good intent call, other	5	0.78%
611 - Dispatched & cancelled en route	22	3.43%
622 - No incident found on arrival at dispatch address	3	0.47%
631 - Authorized controlled burning	1	0.16%
651 - Smoke scare, odor of smoke	5	0.78%
652 - Steam, vapor, fog or dust thought to be smoke	1	0.16%
733 - Smoke detector activation due to malfunction	5	0.78%
734 - Heat detector activation due to malfunction	1	0.16%
735 - Alarm system sounded due to malfunction	13	2.02%
741 - Sprinkler activation, no fire - unintentional	1	0.16%
743 - Smoke detector activation, no fire - unintentional	7	1.09%
744 - Detector activation, no fire - unintentional	1	0.16%
745 - Alarm system activation, no fire - unintentional	5	0.78%
TOTAL INCIDENTS:	632	100%

Only REVIEWED and/or LOCKED IMPORTED incidents are included. Summary results for a major incident type are not displayed if the count is zero.



Gering Fire Department

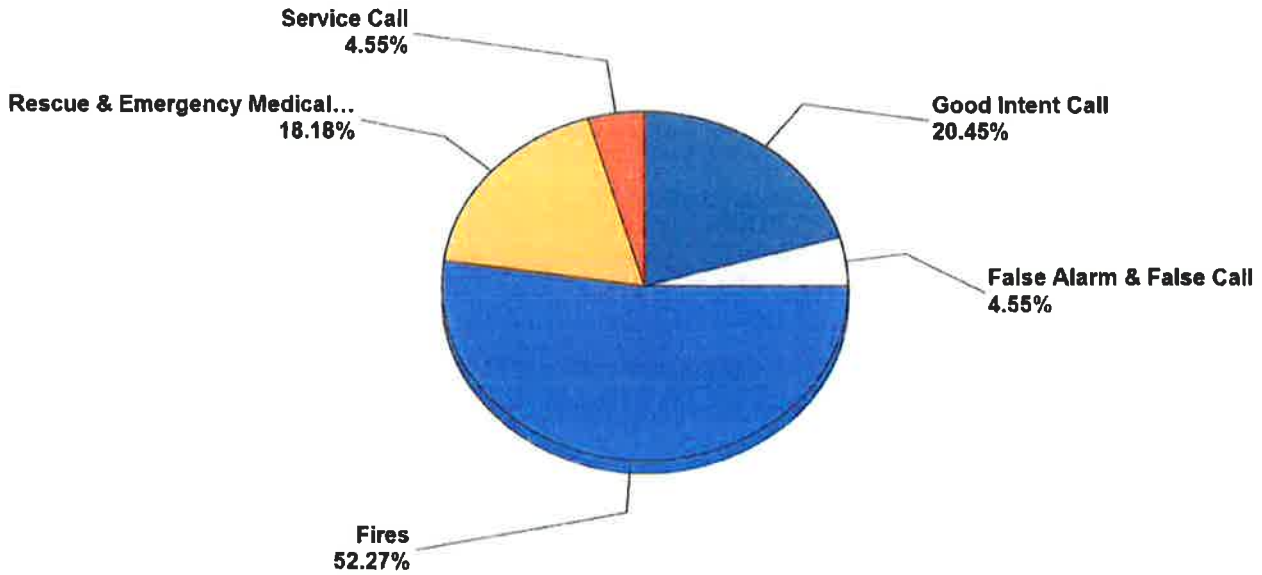
Gering, NE

This report was generated on 3/10/2022 7:33:47 AM



Breakdown by Major Incident Types for Date Range

Report(s): Mutual Aid - Mutual Aid | Start Date: 01/01/2021 | End Date: 12/31/2021



MAJOR INCIDENT TYPE	# INCIDENTS	% of TOTAL
Fires	23	52.27%
Rescue & Emergency Medical Service	8	18.18%
Service Call	2	4.55%
Good Intent Call	9	20.45%
False Alarm & False Call	2	4.55%
TOTAL	44	100%

Only REVIEWED and/or LOCKED IMPORTED incidents are included. Summary results for a major incident type are not displayed if the count is zero.



Gering Fire Department

Gering, NE

This report was generated on 3/10/2022 7:36:52 AM



Incident Count by Weekday and Hour for Zone for Shift for Date Range

Personnel: All Personnel | Shift(s): All Shifts | Zone: All Zones | Start Date: 01/01/2021 | End Date: 12/31/2021

Hour	Sun	Mon	Tue	Wed	Thu	Fri	Sat	Hour	Total per Hour	Percent
00:00	3	3	0	4	4	1	5	00:00	20	2.51%
01:00	2	4	2	3	4	3	2	01:00	20	2.51%
02:00	1	2	0	1	4	1	2	02:00	11	1.38%
03:00	4	1	1	1	2	2	3	03:00	14	1.76%
04:00	2	0	2	1	1	2	0	04:00	8	1.01%
05:00	2	4	0	0	1	1	2	05:00	10	1.26%
06:00	2	3	4	3	1	3	1	06:00	17	2.14%
07:00	5	6	3	6	5	4	3	07:00	32	4.02%
08:00	1	6	6	3	4	5	3	08:00	28	3.52%
09:00	3	5	6	8	6	7	9	09:00	44	5.53%
10:00	4	11	9	13	5	6	8	10:00	56	7.04%
11:00	4	8	11	7	5	6	5	11:00	46	5.78%
12:00	5	6	7	7	3	4	8	12:00	40	5.03%
13:00	8	7	8	9	5	7	8	13:00	52	6.53%
14:00	6	3	7	3	8	7	5	14:00	39	4.90%
15:00	3	9	5	8	8	6	6	15:00	45	5.65%
16:00	6	7	8	7	9	5	6	16:00	48	6.03%
17:00	4	6	10	6	7	6	9	17:00	48	6.03%
18:00	6	9	5	5	9	13	6	18:00	53	6.66%
19:00	5	6	5	3	8	9	6	19:00	42	5.28%
20:00	5	5	3	6	6	5	7	20:00	37	4.65%
21:00	3	7	4	1	2	8	5	21:00	30	3.77%
22:00	6	3	5	3	5	3	5	22:00	30	3.77%
23:00	5	3	5	4	2	4	3	23:00	26	3.27%
Total Responses for Day	95	124	116	112	114	118	117	Total	796	100.00%
% of Responses for Day	8.42%	8.87%	9.48%	11.61%	7.89%	11.02%	7.69%			
% of Responses for Week	11.93%	15.58%	14.57%	14.07%	14.32%	14.82%	14.70%			

Incident Count by Weekday and Hour for Zone, for Shift and Date Range. Zone information is defined on the Basic Info 3 screen of an incident. Only REVIEWED incidents included. Maximum call volumes for each day are shown with a RED background, and maximum call volumes for each hour are shown with a BLUE background. "% of Responses for Day" indicates the maximum hourly call volume as percentage of total calls for the day of the week. "% of Responses for Week" indicates the total number of calls for the day of the week as a percentage of total calls.



emergencyreporting.com
Doc Id: 1420
Page # 1 of 1

Gering Fire Department

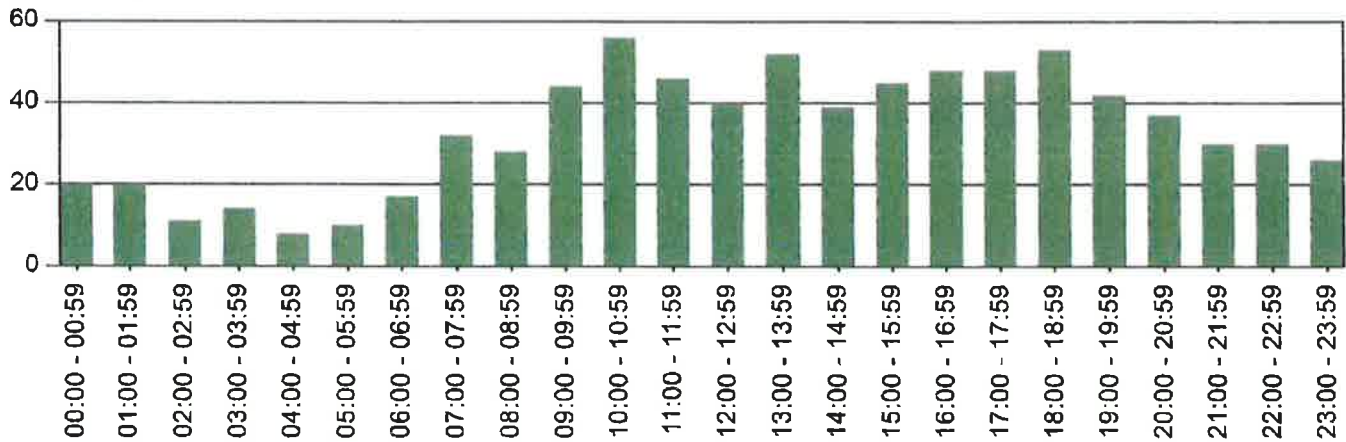
Gering, NE

This report was generated on 3/10/2022 7:37:37 AM



Incidents per Hour for Incident Type Range for Date Range

Start Incident Type: 100 | End Incident Type: 911 | Start Date: 01/01/2021 | End Date: 12/31/2021



HOUR	# of CALLS
00:00 - 00:59	20
01:00 - 01:59	20
02:00 - 02:59	11
03:00 - 03:59	14
04:00 - 04:59	8
05:00 - 05:59	10
06:00 - 06:59	17
07:00 - 07:59	32
08:00 - 08:59	28
09:00 - 09:59	44
10:00 - 10:59	56
11:00 - 11:59	46
12:00 - 12:59	40
13:00 - 13:59	52
14:00 - 14:59	39
15:00 - 15:59	45
16:00 - 16:59	48
17:00 - 17:59	48
18:00 - 18:59	53
19:00 - 19:59	42
20:00 - 20:59	37
21:00 - 21:59	30
22:00 - 22:59	30
23:00 - 23:59	26
TOTAL:	796

Only REVIEWED incidents included.



Gering Fire Department

Gering, NE

This report was generated on 3/10/2022 7:38:31 AM



Average Number of Responding Personnel per Incident Type for Date Range
 StartDate: 01/01/2021 | EndDate: 12/31/2021

INCIDENT TYPE	AVG. # PERSONNEL
111 - Building fire	14
131 - Passenger vehicle fire	13
132 - Road freight or transport vehicle fire	15
140 - Natural vegetation fire, other	23
141 - Forest, woods or wildland fire	13
142 - Brush or brush-and-grass mixture fire	13
143 - Grass fire	15
151 - Outside rubbish, trash or waste fire	1
154 - Dumpster or other outside trash receptacle fire	12
170 - Cultivated vegetation, crop fire, other	10
171 - Cultivated grain or crop fire	12
251 - Excessive heat, scorch burns with no ignition	12
311 - Medical assist, assist EMS crew	11
321 - EMS call, excluding vehicle accident with injury	9
322 - Motor vehicle accident with injuries	10
323 - Motor vehicle/pedestrian accident (MV Ped)	9
324 - Motor vehicle accident with no injuries.	8
341 - Search for person on land	10
342 - Search for person in water	9
353 - Removal of victim(s) from stalled elevator	10
381 - Rescue or EMS standby	11
411 - Gasoline or other flammable liquid spill	9
412 - Gas leak (natural gas or LPG)	10
422 - Chemical spill or leak	7
424 - Carbon monoxide incident	9
442 - Overheated motor	5
444 - Power line down	9
463 - Vehicle accident, general cleanup	10
510 - Person in distress, other	8
531 - Smoke or odor removal	3
542 - Animal rescue	1
550 - Public service assistance, other	6
551 - Assist police or other governmental agency	1
553 - Public service	4
561 - Unauthorized burning	5
571 - Cover assignment, standby, moveup	19
600 - Good intent call, other	5
611 - Dispatched & cancelled en route	8

Reviewed Incidents only.



INCIDENT TYPE	AVG. # PERSONNEL
621 - Wrong location	8
622 - No incident found on arrival at dispatch address	10
631 - Authorized controlled burning	7
651 - Smoke scare, odor of smoke	8
652 - Steam, vapor, fog or dust thought to be smoke	1
733 - Smoke detector activation due to malfunction	4
734 - Heat detector activation due to malfunction	12
735 - Alarm system sounded due to malfunction	7
741 - Sprinkler activation, no fire - unintentional	8
743 - Smoke detector activation, no fire - unintentional	10
744 - Detector activation, no fire - unintentional	6
745 - Alarm system activation, no fire - unintentional	6

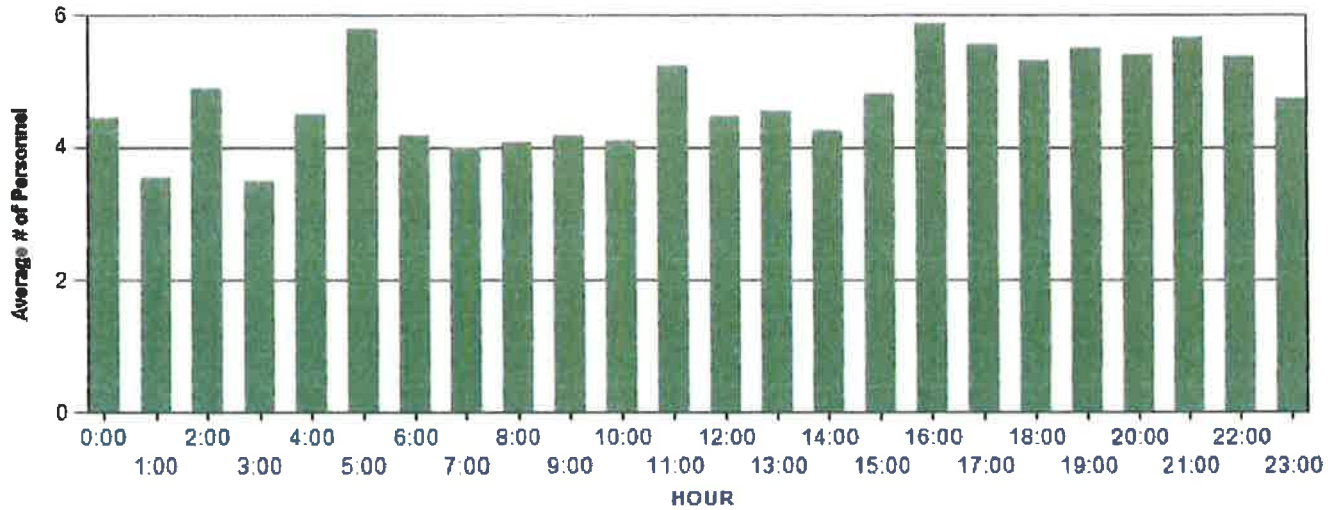
Reviewed Incidents only.



Gerina Fire Department

Gering, NE

This report was generated on 3/10/2022 7:40:20 AM



HOUR	AVG. # PERSONNEL
00:00 - 00:59	4.45
01:00 - 01:59	3.55
02:00 - 02:59	4.91
03:00 - 03:59	3.5
04:00 - 04:59	4.5
05:00 - 05:59	5.8
06:00 - 06:59	4.18
07:00 - 07:59	4
08:00 - 08:59	4.07
09:00 - 09:59	4.18
10:00 - 10:59	4.09
11:00 - 11:59	5.24
12:00 - 12:59	4.48
13:00 - 13:59	4.54
14:00 - 14:59	4.26
15:00 - 15:59	4.82
16:00 - 16:59	5.88
17:00 - 17:59	5.56
18:00 - 18:59	5.32
19:00 - 19:59	5.52
20:00 - 20:59	5.41
21:00 - 21:59	5.67
22:00 - 22:59	5.37
23:00 - 23:59	4.73

AVE. # PERSONNEL calculated from total number of personnel responding to incidents begun at the HOUR divided by total number of REVIEWED incidents for that HOUR. Includes personnel that responded both on or off apparatus. emer

Gering Fire Department

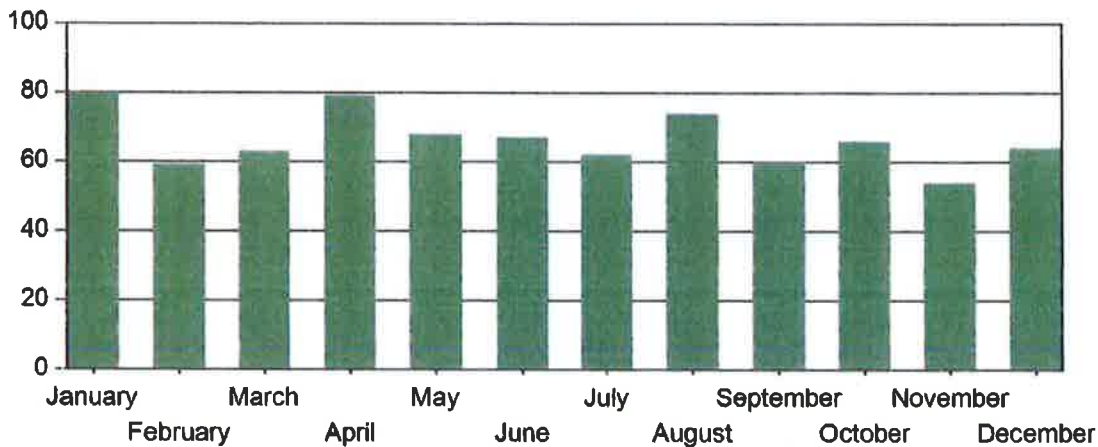
Gering, NE

This report was generated on 3/10/2022 7:41:54 AM



Incidents by Month for Month Range

Start Month: January | End Month: December | Year: 2021



MONTH	INCIDENTS
January	80
February	59
March	63
April	79
May	68
June	67
July	62
August	74
September	60
October	66
November	54
December	64

Only REVIEWED incidents included



Gering Fire Department

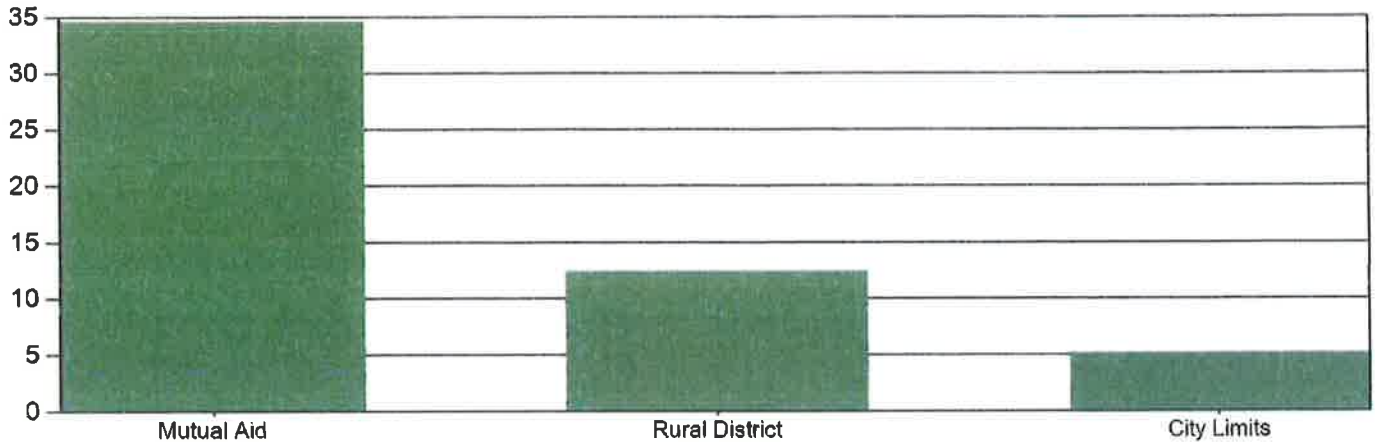
Gering, NE

This report was generated on 3/10/2022 7:47:58 AM



Average Response Time per Zone for Date Range

Start Date: 01/01/2021 | End Date: 12/31/2021



Zone	AVERAGE RESPONSE TIME In minutes (Dispatch to Arrived)
Mutual Aid - Mutual Aid	34:58
Rural - Rural District	12:41
City Limits - City Limits	5:13

Only REVIEWED incidents included



Gering Fire Department

Gering, NE

This report was generated on 3/10/2022 7:50:10 AM



Average (Dispatch-Turnout-Response) Times per Zone per Major Incident Type

Start Incident Type: 100 | End Incident Type: 911 | Zone: City Limits - City Limits | Start Date: 01/01/2022 | End Date: 12/31/2022

Major Incident Type	Response Mode	Avg Travel	Avg Dispatch	Avg TurnOut	Avg Response
Zone: City Limits - City Limits					
Fires					
Lights and Sirens		1:21	2:19	3:14	6:54
No Lights or Sirens		2:24	0:28	0:13	3:05
Rescue & Emergency Medical Service					
Lights and Sirens		2:33	2:19	3:20	8:13
No Lights or Sirens		2:58	5:07	2:38	10:43
Hazardous Condition (No Fire)					
Lights and Sirens		2:03	2:06	3:36	7:44
No Lights or Sirens		0:04	5:40	0:04	5:48
Service Call					
Lights and Sirens		1:24	1:29	2:39	5:31
No Lights or Sirens		1:54	10:06	1:59	13:59
Good Intent Call					
No Lights or Sirens		2:21	3:31	1:11	7:03
False Alarm & False Call					
Lights and Sirens		3:16	0:57	1:56	6:09
No Lights or Sirens		1:22	3:52	3:09	8:23
Zone: No Zone Assigned					
Fires					
Lights and Sirens		12:00	3:50	3:37	19:26
Rescue & Emergency Medical Service					
Lights and Sirens		8:36	1:58	3:16	13:50
Service Call					
Lights and Sirens		9:28	0:38	0:08	10:14
No Lights or Sirens		2:50	0:51	0:08	3:49
Good Intent Call					
No Lights or Sirens		2:19	0:00	0:30	2:49
False Alarm & False Call					
Lights and Sirens		4:25	1:21	1:34	7:20

CFAI Compliant - Report calculates the average time difference between (ALARM to DISPATCH = Avg Dispatch) and (DISPATCH to ENROUTE = Avg Turnout) and (ALARM to ARRIVAL = Avg Response). Only REVIEWED incidents are included. When no data is provided for ENROUTE times this report makes the assumption it is the same as the Dispatch Time



Gering Fire Department

Gering, NE

This report was generated on 3/10/2022 7:51:06 AM



Property Values versus Loss and Save per Incident for Date Range

Start Date: 01/01/2021 | End Date: 12/31/2021

INCIDENT #	PRE-INCIDENT VALUE	LOSSES	SAVED
2021-7	\$161,000.00	\$135,000.00	\$26,000.00
2021-73	\$129,800.00	\$46,200.00	\$83,600.00
2021-220	\$3,500.00	\$3,500.00	\$0.00
2021-238	\$178,092.00	\$25,000.00	\$153,092.00
2021-328	\$1,000,000.00	\$185,000.00	\$815,000.00
2021-379	\$2,082,715.00	\$10,000.00	\$2,072,715.00
2021-419	\$5,000.00	\$5,000.00	\$0.00
2021-447	\$75,000.00	\$3,500.00	\$71,500.00
Totals:	\$3,635,107.00	\$413,200.00	\$3,221,907.00

Both the PRE-INCIDENT VALUE and LOSSES columns are the summation of the respective Property and Contents fields as recorded on the Basic Info 5 screen of an incident. Only REVIEWED incidents included. EMS incidents excluded.



Firefighter 1 Certificate

The Firefighter 1 certification process takes about 9 months. Firefighters must obtain 2 certifications at once in order to meet the minimum benchmark.

Firefighter 1 has a direct affect on our ISO rating. Because Firefighter 1 is the NFPA minimum standard, ISO looks at how many firefighters are certified to this level. Currently we have over 30 firefighters at this level.

Firefighter 1 also assists when we apply for grant funding. Many federal grants require compliance to a minimum standard. Working towards 100% compliance is beneficial for grant opportunities.

TRAINING STATISTICS

Gering Fire Department logged 5,158 man-hours of training in 2021. Training occurs at a minimum of once a week and more often 5 times per month. Majority of our training is dedicated to firefighting and EMS in order to achieve proper ISO ratings.

We had several extended courses this year. 7 firefighters enrolled in the Firefighter 1, which is a national certification course. This course was a blended learning and took 9 months. 4 firefighters attended a week long fire calculations course to obtain their S390 certificate. 4 firefighters attended a 24 hour wildland course to obtain the Firefighter II minimum certificate. We sent many firefighters to conferences out of town for several days at a time.

This is our 4rd year hosting the Nebraska Engine Academy. The 3 day exercise brought over 200 firefighters to Gering to participate and learn how to manage a large scale emergency. Many of our firefighters serve on the Nebraska State Type 3 Response Team formed by the Governor in 2021. Because of our commitment to managing emergencies, these firefighters play a critical role to bring emergencies to a successful end. Because of the Academy we have built relationships statewide and are seen as one of the most progressive departments in the state.



Gering Fire Department

Gering, NE

This report was generated on 3/10/2022 9:30:50 AM



Count of Classes and People by Class Category with Class Hours and Man Hours for Date Range
Passed/Failed: Both Passed and Failed | Start Date: 01/01/2021 | End Date: 12/31/2021

	CLASS COUNT	TOTAL CLASS HOURS	COUNT OF PEOPLE	TOTAL MAN HOURS
Apparatus	10	21:30	179	340:30
Building	2	2:00	59	59:00
Driver/Operator Training	1	2:00	10	20:00
EMS Training	5	7:30	95	155:30
Fire Officer Training	2	48:00	8	168:00
Fire Prevention Training	1	16:00	5	80:00
Firefighter 1 Class	8	51:00	120	819:30
Firefighter Training	22	135:45	277	1828:30
Hazmat Training	10	49:00	108	539:00
NIMS Training	3	8:00	8	22:00
NWCG Training	13	182:30	105	899:30
Special Operations	8	40:05	64	227:15
GRAND TOTALS:	85	563:20	1038	5158:45

This report lists the actual count of Reviewed classes and the class hours, and the number of people who attended those classes and the total Man Hours for each Class Category. This report pulls training hours from the Training Code Hours field on the Info Page.

NAME	OFFICE	MEETINGS	MISC	TRAINING	DRILLS	CALLS	TOTAL
ORGMAN, COLIN	10	10	10	10	11	0	51
CLOSSON, JEREMIAH	0	9	10	25	20	25	89
COCHRANE, DICK	10	10	10	19	20	25	94
COWAN, TROY	10	10	10	25	17	25	97
CRIPPS, JEREMY	0	9	2	0	6	0	17
FLOWERS, NATHAN	10	10	10	25	20	25	100
GANNON, CHARLES	10	10	10	25	13	25	93
HAMILTON, KALE	0	2	3	10	3	0	18
HAUCK, KEN	10	10	10	25	7	25	87
HENTON, JASON	0	4	5	25	19	25	78
HESSLER, MATT	0	1	0	0	1	0	2
JACKSON, ASHLEY	0	2	4	0	3	0	9
JOHNSON, DALTON	0	4	10	15	2	0	31
KELLEY, SKIP	0	10	10	25	16	25	86
LAWSON, JAMY	0	10	10	4	3	25	52
LAWSON, JIM	10	10	10	8	10	25	73
LEHR, ANDREW	10	10	10	25	20	25	100
LEHR, KEVIN	10	10	10	25	20	25	100
MASCHMEIER, ASHLEY	10	10	10	20	9	25	84
MAXCY, TIM	10	10	10	19	20	25	94
MILTON, TIM	0	10	10	25	20	25	90
ODENA, THOMAS	0	6	5	3	2	0	16
PERALES, CHRIS	0	10	10	25	20	25	90
PETERSON, JUSTUS	0	10	10	17	12	25	74
PITTMAN, JAKE	10	10	10	17	20	25	92
SAUER, ADAM	0	10	10	25	20	25	90
SCOTT, JEFF	0	6	2	12	8	25	53
SEVERSON, GRANT	10	10	10	25	20	25	100
SHULTZ, ASHLEY	0	10	10	20	16	25	81
SHULTZ, COLE	0	2	1	15	0	0	18
STERKEL, RYAN	10	10	10	15	14	25	84
SWEENEY, MAUREEN	0	7	10	25	20	0	62
TEMPLAR, JAY	0	1	5	0	2	0	8
TODD, ASHLAND	0	2	7	0	2	0	11
TREVINO, ANTHONY	0	6	1	0	1	0	8
VANCE, DARRELL	10	10	10	25	20	25	100
VANCE, JEFF	10	10	10	25	20	25	100
VANCE, TAYLOR	0	10	10	25	20	25	90
WALTER, BRETT	10	10	10	25	18	25	98
WHITE, JULIE	10	10	10	10	6	25	71
WIEBERS, MIRANDA	0	10	10	25	20	25	90
ZEILER, LOGAN	0	10	10	25	20	25	90
12/20/2021							
Report #		775	775	1756	1756	274	

LEROY ELLIOTT FIRE-FIGHTER OF THE YEAR

Leroy Elliott was a firefighter for Gering Fire Department for almost 50 years. Every year he was one of the top responders even in his 70's. Leroy represented what it meant to be a top firefighter.

In 2021, Tim Milton was awarded this award. He accumulated over 276 hours of training and activities and responded to 233 calls. Tim joined our department in 2019 and obtained his Firefighter 1, Firefighter II and Hazardous Materials Operations level Certification. Tim has two children and is currently engaged.

PERSONNEL STATISTICS

People are our number one asset in any organization. Gering Fire Department supports our firefighters and invests in their career at the department. In 2021 we logged over 7,912 man hours of regional, state and local trainings and meetings. Because our staff is invaluable, we could never put a cost savings number on our response.

Our roster includes 42 firefighters and 2 Cadets. Our Department implemented a Cadet Program that introduces high school seniors to the fire service. We also partnered with Gering PD and Gering High School to implement an Public Safety Academy for high school students . 6 students spend at least 1.5 hours per day at the fire station, assisting and learning about emergency response.

This past year we recognized Jim Lawson for 50 years of service to Gering residents. Jim has been an Assistant Chief, President and has served on many state committees. He continues to teach young firefighters at Nebraska State Fire School and develops our young firefighters. We congratulate Jim on serving for 50 years. Jim joins two other firefighters that has served for 50 years.

31 out of 39 members qualified for the City of Gering Incentive Program. This program continues to be instrumental in retaining members.



Gering Fire Department

Gering, NE

This report was generated on 3/10/2022 9:45:54 AM



7 | Incidents per Personnel for Date Range

Personnel: All Personnel | Sort By: Personnel | Start Date: 01/01/2021 | End Date: 12/31/2021

PERSONNEL	COUNT	PERCENTAGE
<u>BORGMAN, COLIN F</u>	42	5.28 %
<u>CLOSSON, JEREMIAH</u>	159	19.97 %
<u>COCHRANE, DICK K</u>	87	10.93 %
<u>COWAN, TROY</u>	199	25.00 %
<u>CRIPPS, JEREMY</u>	75	9.42 %
<u>FLOWERS, NATHAN</u>	595	74.75 %
<u>GANNON, CHARLES</u>	81	10.18 %
<u>GAUDREAU, RILEY</u>	149	18.72 %
<u>HAMILTON, KALE</u>	33	4.15 %
<u>HAUCK, KEN F</u>	186	23.37 %
<u>HENTON, JASON</u>	90	11.31 %
<u>HESSLER, MATTHEW A</u>	4	0.50 %
<u>HOAGLAND, ALLYSA</u>	14	1.76 %
<u>JACKSON, ASHLEY</u>	36	4.52 %
<u>JOHNSON, DALTON</u>	34	4.27 %
<u>KELLEY, SKIP</u>	102	12.81 %
<u>LAWSON, JAMY A</u>	135	16.96 %
<u>YSON, JIM K</u>	92	11.56 %
<u>LEHR, ANDREW J</u>	567	71.23 %
<u>LEHR, KEVIN</u>	86	10.80 %
<u>MASCHMEIER, ASHLEY</u>	359	45.10 %
<u>MAXCY, TIM N</u>	288	36.18 %
<u>MEININGER, KYLE</u>	14	1.76 %
<u>MILTON, TIMOTHY</u>	252	31.66 %
<u>MODENA, THOMAS W</u>	55	6.91 %
<u>PERALES, CHRIS</u>	513	64.45 %
<u>PETERSON, JUSTUS L</u>	188	23.62 %
<u>PITTMAN, JACOB RYAN</u>	135	16.96 %
<u>SAUER, ADAM</u>	169	21.23 %
<u>SCOTT, JEFFERY C</u>	85	10.68 %
<u>SEVERSON, GRANT D</u>	278	34.92 %
<u>SHULTZ, ASHLEY</u>	92	11.56 %
<u>SHULTZ, COLE</u>	34	4.27 %
<u>STERKEL, RYAN</u>	79	9.92 %
<u>SWEENEY, MAUREEN</u>	74	9.30 %
<u>TEMPLAR, JAY D</u>	5	0.63 %
<u>TODD, ASHLAND</u>	81	10.18 %
<u>EVINO, ANTHONY</u>	3	0.38 %

PERSONNEL	COUNT	PERCENTAGE
<u>VANCE, DARRELL</u>	349	43.84 %
<u>VANCE, JEFFERY R</u>	682	85.68 %
<u>VANCE, TAYLOR</u>	148	18.59 %
<u>WALTER, BRETT</u>	85	10.68 %
<u>WHITE, JULIE</u>	84	10.55 %
<u>WIEBERS, MIRANDA</u>	403	50.63 %
<u>ZEILER, LOGAN</u>	123	15.45 %
Sum of Individual Responses	7344	
Total Incidents for Date Range	796	

Includes incidents where personnel responded to on or off an apparatus. Only REVIEWED incidents included.



Gering Fire Department

Gering, NE

This report was generated on 3/10/2022 9:46:24 AM



Annual Training Hours per Personnel by Date Range

Personnel: All Personnel | Station(s): All Stations | Start Date: 01/01/2021 | End Date: 12/31/2021

Personnel Name	Total hours
BORGMAN, COLIN F	64:00
CLOSSON, JEREMIAH	149:00
COCHRANE, DICK K	108:30
COWAN, TROY	113:30
CRIPPS, JEREMY	15:50
Department, Fire	553:15
FLOWERS, NATHAN	335:00
GANNON, CHARLES	101:30
GAUDREAU, RILEY	106:30
HAMILTON, KALE	40:30
HAUCK, KEN F	84:00
HENTON, JASON	121:15
HESSLER, MATTHEW A	4:00
HOAGLAND, ALLYSA	5:00
JACKSON, ASHLEY	7:00
JOHNSON, DALTON	46:15
KELLEY, SKIP	129:50
LAWSON, JAMY A	16:00
LAWSON, JIM K	41:30
LEHR, ANDREW J	174:20
LEHR, KEVIN	185:20
MASCHMEIER, ASHLEY	89:30
MAXCY, TIM N	112:20
MEININGER, KYLE	37:00
MILTON, TIMOTHY	193:50
MODENA, THOMAS W	18:00
PERALES, CHRIS	171:00
PETERSON, JUSTUS L	79:00
PITTMAN, JACOB RYAN	93:15
SAUER, ADAM	189:20
SCOTT, JEFFERY C	58:00

Completed and Reviewed classes only. This report pulls training hours from the Training Code Hours field on the Info Page.



Gering Fire Department



Gering, NE

This report was generated on 3/10/2022 9:46:24 AM

SEVERSON, GRANT D	155:35
SHULTZ, ASHLEY	100:15
SHULTZ, COLE	43:00
STERKEL, RYAN	80:30
SWEENEY, MAUREEN	160:15
TEMPLAR, JAY D	5:00
TODD, ASHLAND	4:00
TREVINO, ANTHONY	3:00
VANCE, DARRELL	192:50
VANCE, JEFFERY R	198:05
VANCE, TAYLOR	187:30
WALTER, BRETT	131:45
WHITE, JULIE	55:30
WIEBERS, MIRANDA	224:20
ZEILER, LOGAN	173:50

Count of Personnel : 46

Total Agency Training Hours : 5158:45

Completed and Reviewed classes only. This report pulls training hours from the Training Code Hours field on the Info Page.



emergencyreporting.com
Doc Id: 1716
Page # 2 of 2

Gering Fire Department

Gering, NE

This report was generated on 3/10/2022 9:47:09 AM



Total Events Attended per Personnel for Date Range

Event Type(s): All Event Types | Personnel: All Personnel | Start Date: 01/01/2021 | End Date: 12/31/2021

Total Chosen Event Type(s) for Personnel	120
--	-----

Personnel	Events Attended	% of Events for Selected Event Types
Meeting/Project		
BORGMAN, COLIN	5	4.2%
CLOSSON, JEREMIAH	1	0.8%
COCHRANE, DICK	9	7.5%
COWAN, TROY	7	5.8%
CRIPPS, JEREMY	4	3.3%
Department, Fire	21	17.5%
FLOWERS, NATHAN	14	11.7%
GANNON, CHARLES	8	6.7%
GAUDREAU, RILEY	2	1.7%
HAUCK, KEN	1	0.8%
HENTON, JASON	1	0.8%
HESSLER, MATTHEW	1	0.8%
JOHNSON, DALTON	3	2.5%
KELLEY, SKIP	7	5.8%
LAWSON, JAMY	5	4.2%
LAWSON, JIM	7	5.8%
LEHR, ANDREW	10	8.3%
LEHR, KEVIN	7	5.8%
MASCHMEIER, ASHLEY	3	2.5%
MAXCY, TIM	6	5.0%
MILTON, TIMOTHY	5	4.2%
MODENA, THOMAS	3	2.5%
PERALES, CHRIS	8	6.7%
PETERSON, JUSTUS	4	3.3%
PITTMAN, JACOB	9	7.5%
SAUER, ADAM	5	4.2%
SCOTT, JEFFERY	3	2.5%
SEVERSON, GRANT	9	7.5%
SHULTZ, ASHLEY	4	3.3%
SHULTZ, COLE	2	1.7%
STERKEL, RYAN	5	4.2%
SWEENEY, MAUREEN	2	1.7%

Displays the number and percentage on Events attended by each selected Personnel over the selected Date Range. Only Locked Events are included.



Gering Fire Department



Gering, NE

This report was generated on 3/10/2022 9:47:09 AM

TODD, ASHLAND	1	0.8%
VANCE, DARRELL	13	10.8%
VANCE, JEFFERY	11	9.2%
VANCE, TAYLOR	3	2.5%
WALTER, BRETT	7	5.8%
WHITE, JULIE	9	7.5%
WIEBERS, MIRANDA	5	4.2%
ZEILER, LOGAN	4	3.3%

Mutual Aid Meeting

Department, Fire	3	2.5%
FLOWERS, NATHAN	3	2.5%
LAWSON, JAMY	3	2.5%
LAWSON, JIM	3	2.5%
PERALES, CHRIS	2	1.7%
VANCE, DARRELL	4	3.3%
VANCE, JEFFERY	3	2.5%

Prevention/Public Education

Department, Fire	1	0.8%
FLOWERS, NATHAN	1	0.8%
JACKSON, ASHLEY	1	0.8%
MAXCY, TIM	1	0.8%
TEMPLAR, JAY	1	0.8%

Public Education

BORGMAN, COLIN	3	2.5%
COCHRANE, DICK	5	4.2%
COWAN, TROY	1	0.8%
Department, Fire	33	27.5%
FLOWERS, NATHAN	26	21.7%
GANNON, CHARLES	10	8.3%
GAUDREAU, RILEY	3	2.5%
HAMILTON, KALE	2	1.7%
HAUCK, KEN	5	4.2%
HENTON, JASON	1	0.8%
HOAGLAND, ALLYSA	1	0.8%
JOHNSON, DALTON	5	4.2%
KELLEY, SKIP	1	0.8%
LAWSON, JAMY	5	4.2%

Displays the number and percentage on Events attended by each selected Personnel over the selected Date Range. Only Locked Events are included.



Gering Fire Department

Gering, NE

This report was generated on 3/10/2022 9:47:09 AM



LAWSON, JIM	5	4.2%
LEHR, ANDREW	5	4.2%
MASCHMEIER, ASHLEY	9	7.5%
MAXCY, TIM	1	0.8%
MILTON, TIMOTHY	4	3.3%
PERALES, CHRIS	5	4.2%
PETERSON, JUSTUS	2	1.7%
PITTMAN, JACOB	10	8.3%
SAUER, ADAM	4	3.3%
SEVERSON, GRANT	6	5.0%
SHULTZ, ASHLEY	2	1.7%
STERKEL, RYAN	3	2.5%
SWEENEY, MAUREEN	5	4.2%
VANCE, DARRELL	6	5.0%
VANCE, JEFFERY	7	5.8%
VANCE, TAYLOR	7	5.8%
WHITE, JULIE	7	5.8%
WIEBERS, MIRANDA	4	3.3%

Public Relations

BORGMAN, COLIN	7	5.8%
CLOSSON, JEREMIAH	8	6.7%
COCHRANE, DICK	6	5.0%
COWAN, TROY	10	8.3%
CRIPPS, JEREMY	2	1.7%
Department, Fire	43	35.8%
FLOWERS, NATHAN	34	28.3%
GANNON, CHARLES	4	3.3%
GAUDREAU, RILEY	4	3.3%
HAMILTON, KALE	1	0.8%
HAUCK, KEN	9	7.5%
HENTON, JASON	4	3.3%
HOAGLAND, ALLYSA	2	1.7%
JACKSON, ASHLEY	3	2.5%
JOHNSON, DALTON	6	5.0%
KELLEY, SKIP	7	5.8%
LAWSON, JAMY	11	9.2%
LAWSON, JIM	8	6.7%
LEHR, ANDREW	17	14.2%
LEHR, KEVIN	3	2.5%
MASCHMEIER, ASHLEY	23	19.2%

Displays the number and percentage on Events attended by each selected Personnel over the selected Date Range. Only Locked Events are included.



Gering Fire Department

Gering, NE

This report was generated on 3/10/2022 9:47:09 AM



MAXCY, TIM	16	13.3%
MEININGER, KYLE	1	0.8%
MILTON, TIMOTHY	16	13.3%
MODENA, THOMAS	5	4.2%
PERALES, CHRIS	22	18.3%
PETERSON, JUSTUS	14	11.7%
PITTMAN, JACOB	2	1.7%
SAUER, ADAM	16	13.3%
SCOTT, JEFFERY	2	1.7%
SEVERSON, GRANT	17	14.2%
SHULTZ, ASHLEY	9	7.5%
SHULTZ, COLE	1	0.8%
STERKEL, RYAN	6	5.0%
SWEENEY, MAUREEN	5	4.2%
TEMPLAR, JAY	4	3.3%
TODD, ASHLAND	7	5.8%
TREVINO, ANTHONY	1	0.8%
VANCE, DARRELL	20	16.7%
VANCE, JEFFERY	29	24.2%
VANCE, TAYLOR	16	13.3%
WALTER, BRETT	6	5.0%
WHITE, JULIE	7	5.8%
WIEBERS, MIRANDA	10	8.3%
ZEILER, LOGAN	5	4.2%

Regular Meeting

BORGMAN, COLIN	6	5.0%
CLOSSON, JEREMIAH	8	6.7%
COCHRANE, DICK	10	8.3%
COWAN, TROY	10	8.3%
CRIPPS, JEREMY	5	4.2%
Department, Fire	13	10.8%
FLOWERS, NATHAN	14	11.7%
GANNON, CHARLES	7	5.8%
GAUDREAU, RILEY	8	6.7%
HAMILTON, KALE	2	1.7%
HAUCK, KEN	9	7.5%
HENTON, JASON	3	2.5%
HOAGLAND, ALLYSA	3	2.5%
JACKSON, ASHLEY	2	1.7%
JOHNSON, DALTON	2	1.7%

Displays the number and percentage on Events attended by each selected Personnel over the selected Date Range. Only Locked Events are included.



Gering Fire Department

Gering, NE

This report was generated on 3/10/2022 9:47:09 AM



KELLEY, SKIP	12	10.0%
LAWSON, JAMY	5	4.2%
LAWSON, JIM	12	10.0%
LEHR, ANDREW	14	11.7%
LEHR, KEVIN	13	10.8%
MASCHMEIER, ASHLEY	9	7.5%
MAXCY, TIM	13	10.8%
MEININGER, KYLE	3	2.5%
MILTON, TIMOTHY	11	9.2%
MODENA, THOMAS	3	2.5%
PERALES, CHRIS	13	10.8%
PETERSON, JUSTUS	9	7.5%
PITTMAN, JACOB	5	4.2%
SAUER, ADAM	11	9.2%
SCOTT, JEFFERY	3	2.5%
SEVERSON, GRANT	13	10.8%
SHULTZ, ASHLEY	8	6.7%
STERKEL, RYAN	10	8.3%
SWEENEY, MAUREEN	5	4.2%
TEMPLAR, JAY	1	0.8%
TODD, ASHLAND	1	0.8%
TREVINO, ANTHONY	6	5.0%
VANCE, DARRELL	14	11.7%
VANCE, JEFFERY	14	11.7%
VANCE, TAYLOR	12	10.0%
WALTER, BRETT	7	5.8%
WHITE, JULIE	9	7.5%
WIEBERS, MIRANDA	13	10.8%
ZEILER, LOGAN	11	9.2%

Station Maintenance

Department, Fire	1	0.8%
FLOWERS, NATHAN	1	0.8%
SEVERSON, GRANT	1	0.8%

Displays the number and percentage on Events attended by each selected Personnel over the selected Date Range. Only Locked Events are included.



FIRE PUP PROGRAM

Gering Fire teams up with Scottsbluff Fire and the National Fire Safety Council to fund fire prevention material. We have participated in this program for over 20 years.

NFSC manages the program and solicits local businesses to assist in making fire prevention supplies like coloring books, helmets and booklets.

Local businesses donate an average of \$8,000 each year to fund much needed supplies. Both fire departments utilize these supplies throughout the year.

This program saves each city thousands a year. We couldn't do it without local support.

FIRE PREVENTION AND PUBLIC RELATIONS

Gering FD captured 1,704 man hours of fire prevention and education. We were able to offer our Junior Fire Patrol program to 5th grade students after a brief hiatus due to COVID policies. We had 26 5th grade students spend 6 nights at the fire station. It was another success.

Last October we worked with schools and followed guidelines to enter and present education programs. We came in contact with an estimated 250 kids and taught various ways to prevent fire.

Our fire prevention material is paid for through donations from local businesses. National Fire Safety Council develops a program that solicits local businesses. We partner with Scottsbluff Fire Department and have been extremely successful with this program. In 2021 local Gering businesses raised \$4,535 to fund all material.

We assisted the Oregon Trail Days Committee with compliance checks through the Food Fair. Through prevention, we assisted 20 different vendors with creating a compliant and safe working environment. This further reduced potential for injuries and fires.

On the last day of school we took over equipment and allowed junior high students to participate with operating equipment. The students had a blast running through a large foam blanket.



Gering Fire Department

Gering, NE

This report was generated on 3/10/2022 3:16:22 PM



Non-Personnel Attendance per Event Type for Date Range

Event Categories: All Event Categories | Event Type(s): All Event Types | Start Date: 01/01/2021 | End Date: 12/31/2021

EVENT TYPE	DATE	EVENT NAME	CATEGORY	ATTENDING NON-PERSONNEL	TOTAL
Public Education	02/01/2021	Northfield Visit for Junior Fire Patrol	Public Relations / Education	Children	42
				Adult	2
Total Non-Personnel for Northfield Visit for Junior Fire Patrol:					44
	02/02/2021	Geil School Jr Fire Patrol visit	Public Relations / Education	Children	45
				Adult	2
Total Non-Personnel for Geil School Jr Fire Patrol visit:					47
	02/02/2021	Lincoln School Jr Fire Patrol Visit	Public Relations / Education	Children	40
				Adult	2
Total Non-Personnel for Lincoln School Jr Fire Patrol Visit:					42
	02/18/2021	Junior Fire Patrol	Public Relations / Education	Children	49
				Total Non-Personnel for Junior Fire Patrol:	
	02/25/2021	Junior Fire Patrol	Public Relations / Education	Children	39
				Total Non-Personnel for Junior Fire Patrol:	

Only LOCKED Events Included. If an event does not have any Non-Personnel in attendance, then it will not be included on this report.



Gering Fire Department

Gering, NE

This report was generated on 3/10/2022 3:16:22 PM



04/01/2021	Junior Fire Patrol Graduation	Public Relations / Education	Children Adult	60 60
Total Non-Personnel for Junior Fire Patrol Graduation:				120
04/19/2021	Geil STEM Class	Public Relations / Education	Children Adult	80 4
Total Non-Personnel for Geil STEM Class:				84
07/06/2021	Learning Tree Fire Preventino	Public Relations / Education	Children Adult	22 3
Total Non-Personnel for Learning Tree Fire Preventino:				25
07/07/2021	Learning Tree Fire Prevention	Public Relations / Education	Children Adult	9 3
Total Non-Personnel for Learning Tree Fire Prevention:				12
10/04/2021	Fire Prevention Lincoln Preschool	Public Relations / Education	Children Adult	35 6
Total Non-Personnel for Fire Prevention Lincoln Preschool :				41
10/04/2021	Fire Prevention Lincoln Preschool 2	Public Relations / Education	Children Adult	40 6
Total Non-Personnel for Fire Prevention Lincoln Preschool 2:				46
10/05/2021	Lincoln Preschool Fire Prevention	Public Relations / Education		

Only LOCKED Events Included. If an event does not have any Non-Personnel in attendance, then it will not be included on this report.

Gering Fire Department

Gering, NE

This report was generated on 3/10/2022 3:16:22 PM



		Children	20
		Adult	4
Total Non-Personnel for Lincoln Preschool Fire Prevention:			24
10/06/2021	Fire Prevention Northfield Preschool	Public Relations / Education	
		Children	24
		Adult	4
Total Non-Personnel for Fire Prevention Northfield Preschool:			28
10/06/2021	Northfield Kindergarten Fire Prevention	Public Relations / Education	
		Children	46
		Adult	4
Total Non-Personnel for Northfield Kindergarten Fire Prevention:			50
10/06/2021	Story Time Fire Prevention at Gering Library	Public Relations / Education	
		Children	30
		Adult	20
Total Non-Personnel for Story Time Fire Prevention at Gering Library:			50
10/07/2021	Lincoln Kindergarten Fire Prevention	Public Relations / Education	
		Children	45
		Adult	4
Total Non-Personnel for Lincoln Kindergarten Fire Prevention:			49
10/18/2021	Fire Prevention Geil Kindergarten	Public Relations / Education	
		Children	32
		Adult	3
Total Non-Personnel for Fire Prevention Geil Kindergarten:			35
11/03/2021	Public Safety Career Academy	Public Relations / Education	

Only LOCKED Events Included. If an event does not have any Non-Personnel in attendance, then it will not be included on this report.



Gering Fire Department

Gering, NE

This report was generated on 3/10/2022 3:16:22 PM



Children	3
----------	---

Total Non-Personnel for Public Safety Career Academy: 3

Public Relations

02/24/2021	CPR Class for City Employees	Public Relations / Education	Adult	10
------------	------------------------------	------------------------------	-------	----

Total Non-Personnel for CPR Class for City Employees: 10

10/01/2021	Trunk N Treat	Public Relations / Education	Children	800
------------	---------------	------------------------------	----------	-----

Total Non-Personnel for Trunk N Treat: 800

12/11/2021	Santa's Village	Public Relations / Education	Children	75
			Adult	35

Total Non-Personnel for Santa's Village: 110

Grand Non-Personnel Total: 1708

Only LOCKED Events Included. If an event does not have any Non-Personnel in attendance, then it will not be included on this report.

