

CITY OF GERING, NEBRASKA ANNUAL BUDGET



FISCAL YEAR 2022-2023

CITY OF GERING, NEBRASKA
FISCAL YEAR 2022-2023
ANNUAL BUDGET

MAYOR

Tony Kaufman

COUNCIL MEMBERS

Susan Wiedeman

Dan Smith

Pam O'Neal

Michael Gillen

Ben Backus

Julie Morrison

Cody Bohl

Troy Cowan

CITY ADMINISTRATOR

Pat Heath

CITY OF GERING, NEBRASKA—Mayor and City Council Members



Mark A. Kaufman—Mayor
mayorkaufman@gering.org



Susan Wiedeman
swiedeman@gering.org



Dan Smith
dsmith@gering.org



Pam O'Neal
poneal@gering.org




Michael Gillen
mgillen@gering.org



Ben Backus
bbackus@gering.org



Julie Morrison
jmorrison@gering.org



Cody Bohl
cbohl@gering.org



Troy Cowan
tcowan@gering.org

CITY OF GERING, NEBRASKA

Table of Contents

Introductory Section:

<p>Mayor and City Council 2</p> <p>List of Principal Officials 4</p> <p>Personnel Count by Department 5</p> <p>Organizational Chart 6</p> <p>Boards/Commissions/Agencies 7-12</p> <p>History and Facts 13-14</p> <p>Miscellaneous Statistics 15-16</p> <p>Letter from the City Administrator 17-18</p> <p>City Revenues by Source 19</p> <p>City Revenues by Fund 20</p> <p>Fund Revenues 21-26</p> <p>General Fund Expenditures 27</p> <p>Budget Fund Structure 28</p> <p><u>Summary Budgets:</u></p> <p style="padding-left: 20px;">General Fund Summary 29</p> <p style="padding-left: 20px;">General Fund Revenues 30</p> <p style="padding-left: 20px;">General Fund Expenditures:</p> <p style="padding-left: 40px;">Administrative Services Department 31</p> <p style="padding-left: 40px;">Engineering Department 32-33</p> <p style="padding-left: 40px;">Fire Department 34-35</p> <p style="padding-left: 40px;">Police Departments 36-37</p> <p style="padding-left: 40px;">Library 38-39</p> <p style="padding-left: 40px;">Parks & Pool 40-41</p> <p style="padding-left: 40px;">Cemetery 42-43</p> <p style="padding-left: 20px;">Trust & Agency Fund 44</p> <p style="padding-left: 20px;">Sales Tax Fund 45</p>	<p>Economic Development (USDA) Fund 46</p> <p>Community Development Block Grant Fund 47</p> <p>Debt Service Fund 48</p> <p>Sinking Fund 49</p> <p>Downtown Development Fund 50</p> <p>Tourism Fund 51-52</p> <p>RV Park Fund 53</p> <p>LB840 Fund 54</p> <p>Capital Projects Fund 55</p> <p>Public Safety Fund 56</p> <p>Streets Fund 57-58</p> <p>KENO Fund 59</p> <p>Special Projects Fund 60</p> <p>Electric Fund 61</p> <p>Water Fund 62-63</p> <p>Wastewater Fund 64-65</p> <p>Sanitation Fund 66-67</p> <p>Golf Course Fund 68</p> <p>Leasing Corporation Fund 69</p> <p>Civic Center Fund 70-71</p> <p>Health Insurance Fund 72</p> <p>Capital Improvements Budget 73-78</p> <p>2022-2023 State of Nebraska City Budget Form 79-94</p> <p>Scotts Bluff County Certified Valuations 95</p>
--	--

CITY OF GERING, NEBRASKA
List of Principal Officials
October 1, 2022

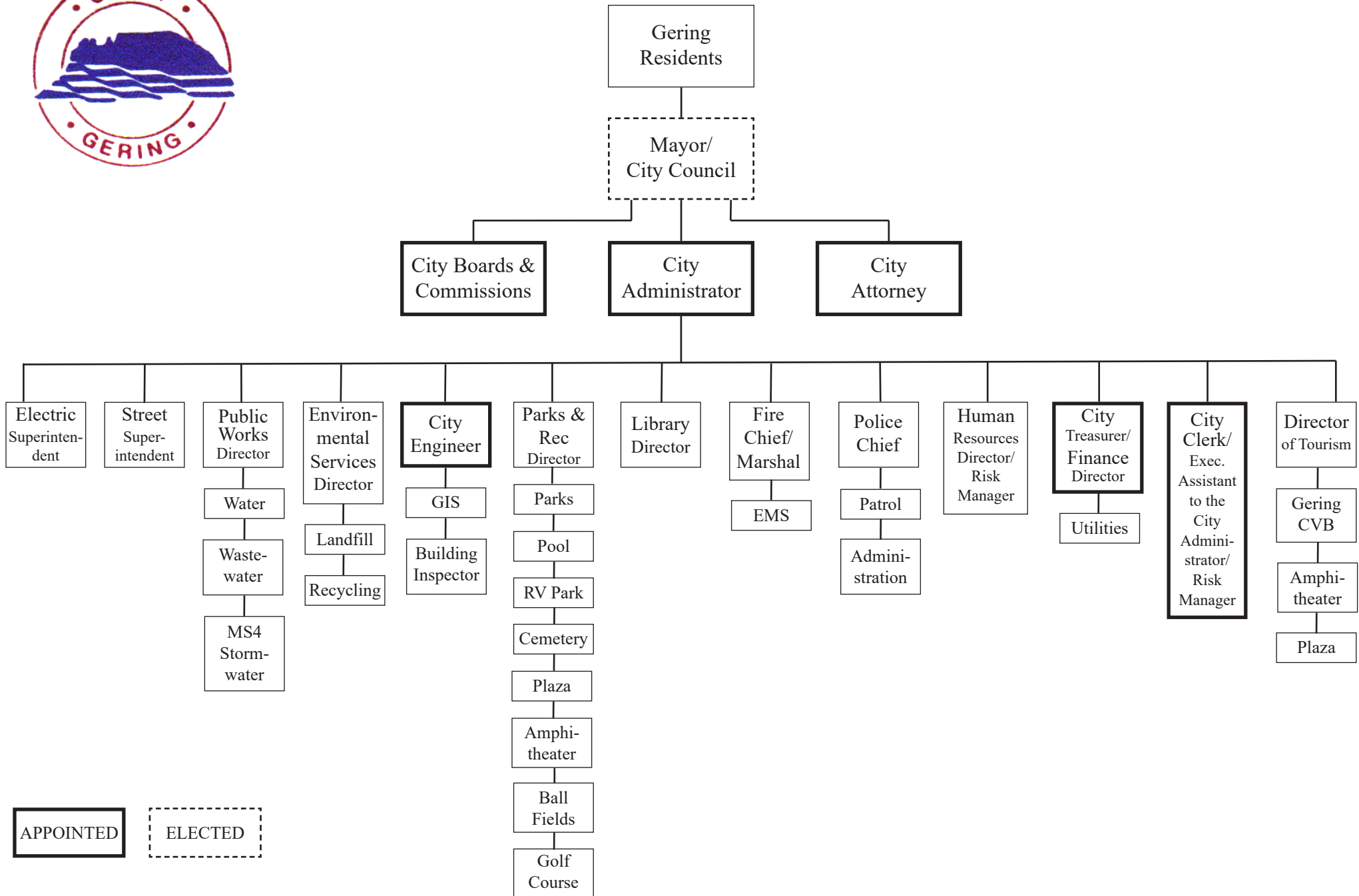
<u>Title</u>	<u>Name</u>
Mayor	Tony Kaufman
City Council President	Michael Gillen
Council Member	Susan Wiedeman
Council Member	Dan Smith
Council Member	Pam O’Neal
Council Member	Ben Backus
Council Member	Julie Morrison
Council Member	Cody Bohl
City Administrator	Pat Heath
City Clerk	Kathleen Welfl
Human Resource Director	Vacant
Finance Director – Interim	Liz Loutzenhiser
City Engineer	Annie Folck
Chief of Police	George Holthus
Fire Chief	Nathan Flowers
Library Director	Christie Clarke
Director of Public Works	Mike Davies
Electric Utility Superintendent	Doug Parker
Transportation Superintendent	Casey Dahlgrin
Director of Parks, Recreation & Leisure Services	Amy Seiler
Director of Environmental Services	Steve Mount
Tourism Director	Karla Niedan-Streeks

CITY OF GERING, NEBRASKA
Personnel Count by Department

<u>Department</u>	<u>Approved 2022-2023</u>
Administration	8
Engineering	3
Fire	2
Police	20
Cemetery	2
Parks	5
Library	4
Streets	6
Electric	10
Water/Wastewater	8
Environmental Services	14
Tourism	1
Golf Course	4
Total Full-Time Employees	87

CITY OF GERING, NEBRASKA

Organizational Chart



APPOINTED
ELECTED

CITY OF Gering, NEBRASKA

Boards/Commissions/Agencies

BOARD OF ADJUSTMENT

The Board of Adjustment, consists of five members plus one Planning Commission liaison.

Brian Judy

Josh Schlaepfer

Kevin Mooney

Dave Schleve

Steve Eich

Dale Hauck

BOARD OF HEALTH

The Board of Health consists of five members: the Mayor, a physician, Chief of Police and two other members.

Mayor Mark A. Kaufman

George Holthus

Dan Smith

Dr. Jerry Upp

Physician (vacant)

COMMUNITY DEVELOPMENT AGENCY

The Community Development Agency consists of the Mayor and City Council members and oversees the approval of TIF projects.

CITY OF Gering, NEBRASKA

Boards/Commissions/Agencies

COMMUNITY REDEVELOPMENT AUTHORITY

The Community Redevelopment Authority consists of elected officials and members of the community. This Committee oversees how funds, obtained from half cent sales tax revenues are used for infrastructure projects in Gering.

Mayor Mark A. Kaufman
Dan Smith
Pam O'Neal
Julie Morrison
Cody Bohl
Randy Meininger

CIVIL SERVICE COMMISSION

The Civil Service Commission of the City, which has been created by Nebraska law, shall have 3 members. The term of office of each member shall be a period of six years.

Galen Larsen, Chairman
Etta Taylor
Vacant

CITY OF Gering, NEBRASKA

Boards/Commissions/Agencies

ECONOMIC DEVELOPMENT APPLICATION REVIEW COMMITTEE

The Economic Development ARC consists of seven members. This Committee considers applications from local businesses and other entities related to economic development loans and grants.

Charlie Wright
Craig Landers
Dawne Wolfe
Ben Dishman
Ladd Harrison
Larry Gibbs
Vacant

ECONOMIC DEVELOPMENT CITIZENS ADVISORY COMMITTEE

The Economic Development CAC consists of eight members. This Committee oversees non-compliance issues related to economic development assistance agreements.

Carla Swanson
Rhonda Schledewitz
Galen Larson
Tami Pierce
Shain Shimic
Tom Goodman
Vacant
Vacant

CITY OF Gering, NEBRASKA

Boards/Commissions/Agencies

JOINT CABLE COMMITTEE

The Joint Cable Committee consists of one City Council member, the City Administrator and one community member.

Pat Heath
Dan Smith
Monette Ross

LIBRARY BOARD

The Library Board consists of community members. This Board oversees the library in various capacities including its collections, services and programs.

Tracy Henderson
Jeff Kelley
Mary Robinson
Michelle Moore
Steven Kaminski

KENO LOTTERY COMMITTEE

The KENO Lottery Committee consists of five members and a City Council member. The Committee meets quarterly to review grant applications for community betterment projects and makes recommendations to Council.

Darrell Bentley
Donna Engleman
Matt Janecek
Don Kugler

CITY OF Gering, NEBRASKA

Boards/Commissions/Agencies

KENO LOTTERY COMMITTEE (continued)

Amy Doll
Julie Morrison

PARK, CEMETERY & TREE BOARD

The Park, Cemetery & Tree Board consists of six members and acts in an advisory capacity to the City Council and City Administrator pertaining to the proper care, maintenance, improvement, development and use of the City parks and tree systems including the City cemetery.

Mike Donovan
Tim Maxcy
Don Gentry
Chris Kautz
Phillip Schmitt
Vacant

PLANNING COMMISSION

The Planning Commission consists of nine members to make and adopt plans for the physical development of the municipality, including areas outside its boundaries as they relate to the planning of the municipality.

Jody Miles
Matt Kautz
Jana Shimic
Phillip Holliday
Levi Keener

CITY OF Gering, NEBRASKA

Boards/Commissions/Agencies

PLANNING COMMISSION (continued)

Cathy Kaufman

Dale Hauck

Mary Bowman

Steven Alvizar

PLUMBING BOARD

The Plumbing Board consists of six members, the City Engineer, City Building Inspector, Public Works Director, a Master Plumber, a Journeyman Plumber and a public health official.

George Herman

Paulette Schneider

Mike Davies

Brock Manley

Annie Folck

Jeff Vance

City of Gering, Nebraska

History and Facts

The town of Gering was dreamed about by Oscar Gardner and a few others as early as 1886, but it was not until March 7, 1887 that the town really came into existence. The first thing was a post office and Oscar Gardner was the first postmaster. Gardner was also the first notary public. In April, Martin Bristol made the first fixtures for this office.

The town was named Gering in honor of Martin Gering. Mr. Gering along with Mr. Gardner, under the name of Gering & Gardner, put in the pioneer store of the town. It confined its mercantile activities to implements and hardware. F.A. Garlock and T. S. Franklin put in the second store, which was a general merchandise establishment. The third business enterprise in the town was a newspaper started by A. B. Wood. Volume one, number one of the Gering Courier was issued April 27, 1887. The fourth store in Gering was a drug store started by Dr. W. H. Charlesworth, who was also the first doctor. Dr. C. W. Mercereau was there soon after.



This view was taken in Gering's early days approximately from the location of 7th and M Streets today.



Picture above is Main Street looking North. The year is unknown.



Remember when.....



The Gering City Council has their first council meeting
in the new city hall in November 26, 1990.

CITY OF GERING, NEBRASKA

Miscellaneous Statistics

Date of Incorporation	March 14, 1918	Fire Protection:	
Form of Government	Mayor-Council	Number of stations	1
Location	Western Nebraska	Number of firefighters:	
Population	8,254	Fulltime	2
Elevation (feet)	3,911	Volunteer	43
Area in square miles	14.9		
Average annual rain fall (inches)	15	Police Protection:	
Average annual snow fall (inches)	39	Number of stations	1
Average growing season (days)	154	Number of sworn officers	17
Number of employees:		Water system:	
Full time permanent	87	Number of customer accounts	3703
Part time permanent	10	Number of wells operated	9
Seasonal	76	Number of water towers	3
		Pumping capacity (gallons per minute)	10,400
City of Gering facilities and services:		Storage capacity (gallons)	3,000,000
		Average annual water consumption (gallons)	1.1 billion
Lane miles	186.9	Miles of water main	70
Traffic control signals	56	Number of fire hydrants	441
Parks and recreation:		Wastewater system:	
Number of parks	12	Influent flow per day (gallons)	6,500,000
Area of parks in acres	102	Number of sewer lift stations	4
Swimming pools	1	Miles of sanitary sewers	53
Campground Sites	50	Number of manholes	1,062

CITY OF GERING, NEBRASKA

Miscellaneous Statistics

Stormwater collection: 15
 Miles of storm sewer main 300
 Catch basins 4

Electric system:
 Number of customer accounts 4067
 Average KWH per day 225,000
 Miles of electrical lines 75

Library:
 Print and digital materials 67,000+
 Registered borrowers 7,167+
 Patrons served annually 24,417+

Facilities and services not included in the reporting entity:

Education:

Number of schools	5
Elementary (K-5)	3
Middle school (6-8)	1
Senior high (9-12)	1
Number of students:	
Elementary (K-5)	941
Middle school (6-8)	315
Senior high (9-12)	625



Pictured SRO Gleim

City of Gering, Nebraska

Letter from the City Administrator

Honorable Mayor, City Council & Citizens of Gering:

It is an honor and privilege for City Administration to present the Fiscal Year 2022 - 2023 Budget for the City of Gering. It was the intent of staff to prepare an efficient and effective budget that follows the policy direction of the Mayor and City Council. Additionally, it is our goal to always meet the highest standards regarding delivery of services to the citizens of Gering. A great deal of prioritizing, analysis, and scrutinizing has gone into the preparation of the FY22-23 Budget in order to assure that expenditures will produce the best return on investment of public funds, while meeting the highest standards in the delivery of services to our residents.

The Budget document is the single most important document presented to the Mayor, City Council, residents, and taxpayers as the budget expresses how resources are allocated for the next fiscal year, as well as how investment planning can support future demands and challenges as we prosper and grow our city.

The Finance Department and Senior Staff put together a one-and-six-year plan for all department budgets. The direction for this budget was to concentrate on infrastructure and equipment needs in all departments. Department Heads presented their necessities lists and their best estimate to run their departments efficiently and effectively to provide the same level of service in the future as they're providing today.

Much of our discussions regarded spending and budget-forecasting over a six-year period. Staff also projected the effects of raising, or not raising, utility rates over the next ten years.

The General Fund, which receives tax dollars raised through the City's taxing authority, is where residents and taxpayers typically direct most of their attention; as a result, many of the budget documents focus on this fund. Because of diligent planning and forethought by the City Council in 2020, part of the taxing authority has been earmarked for a Public Safety Fund. This fund will enable the Police and Fire Departments to purchase vehicles and equipment without putting unnecessary strain on the General Fund. At \$.34 the City of Gering is still among the lowest in the state for its tax levy.

The Budget Work Session heard intense discussions about establishing contingency funds as well as operating enterprise funds more like a business. Functioning in this manner will enable these departments to cover costs more effectively and procure scheduled capital to provide consistent and quality service to our citizens. Strategies are now in place to enable other departments, such as Sanitation, Streets and Wastewater, to pay for future projects with cash instead of issuing debt, saving the City considerable interest charges and other fees.

City of Gering, Nebraska

Letter from the City Administrator

At the end of 2022 the City will complete the acquisition of new Financial Management and Utility Billing Software, the City will be able to track data, services, expenditures and trends more accurately. Department budgets will be streamlined and easier to understand. There will be efficiencies in payroll, accounts payable and accounts receivable the City has never had before. The new software will save time, resources and money.

Gering is an expanding, dynamic community that has become a hub for major events, tourism and tournaments. Our legislators are tasked with balancing resources to provide essential services to our residents at a level to which they've grown accustomed, while also extending resources to accommodate thousands of visitors each year who enjoy the many diverse venues and attractions Gering has to offer. Both sides of the coin make Gering a great place to live, work and play.

Finally, I'd like to thank the Mayor, City Council, City personnel and all Gering residents for supporting the FY22-23 budget planning process and for being patient as we work through the best, most sensible ways to plan and prepare for the future.

Pat Heath

City Administrator
City of Gering



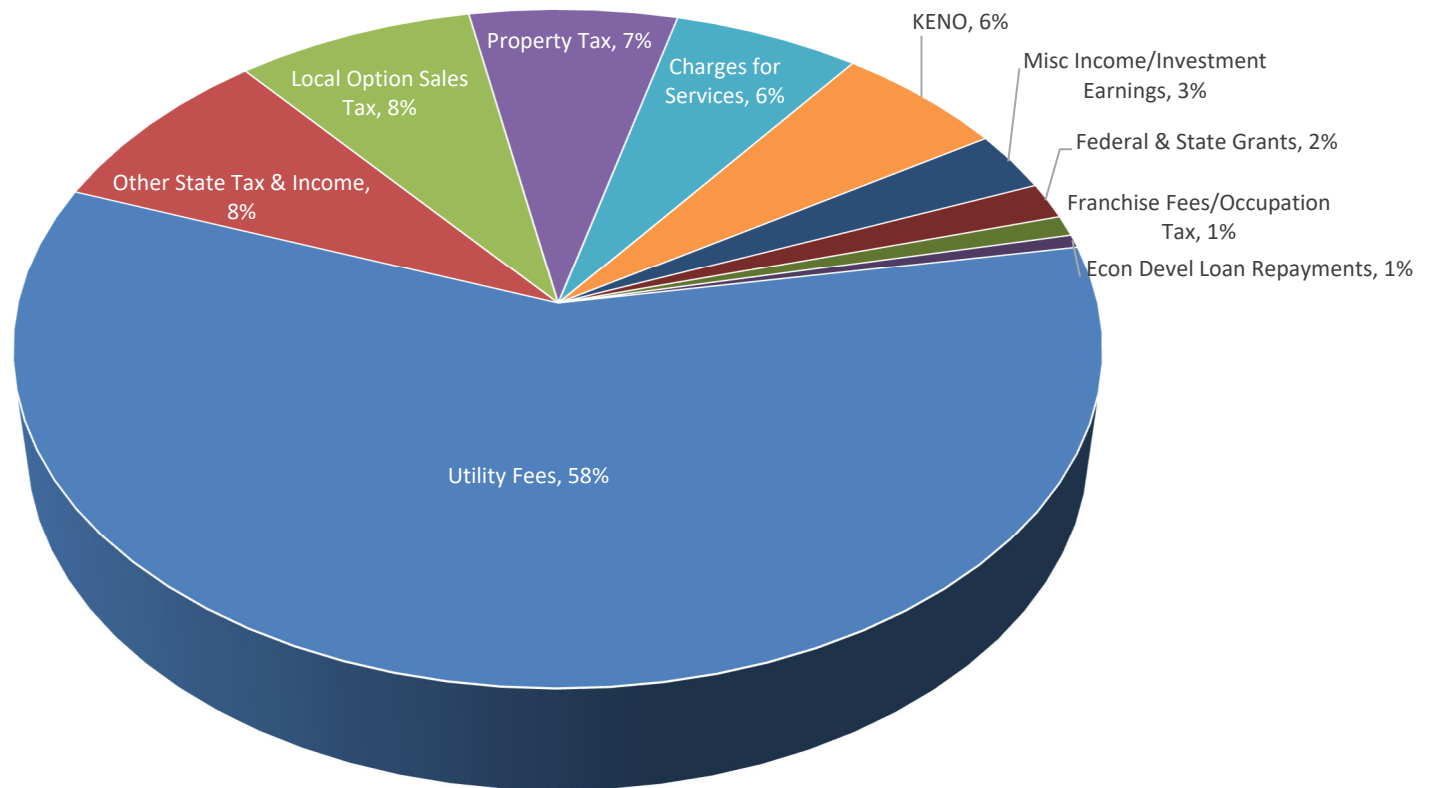
Downtown Plaza

CITY OF GERING, NEBRASKA

Revenues by Source

Where does the City get its revenues? The primary sources of revenue for the City of Gering are utility user fees, property and state taxes, occupation and sales tax revenues, charges for services such as golf course fees, civic center rental fees and pool revenues.

Budgeted Revenue by Source



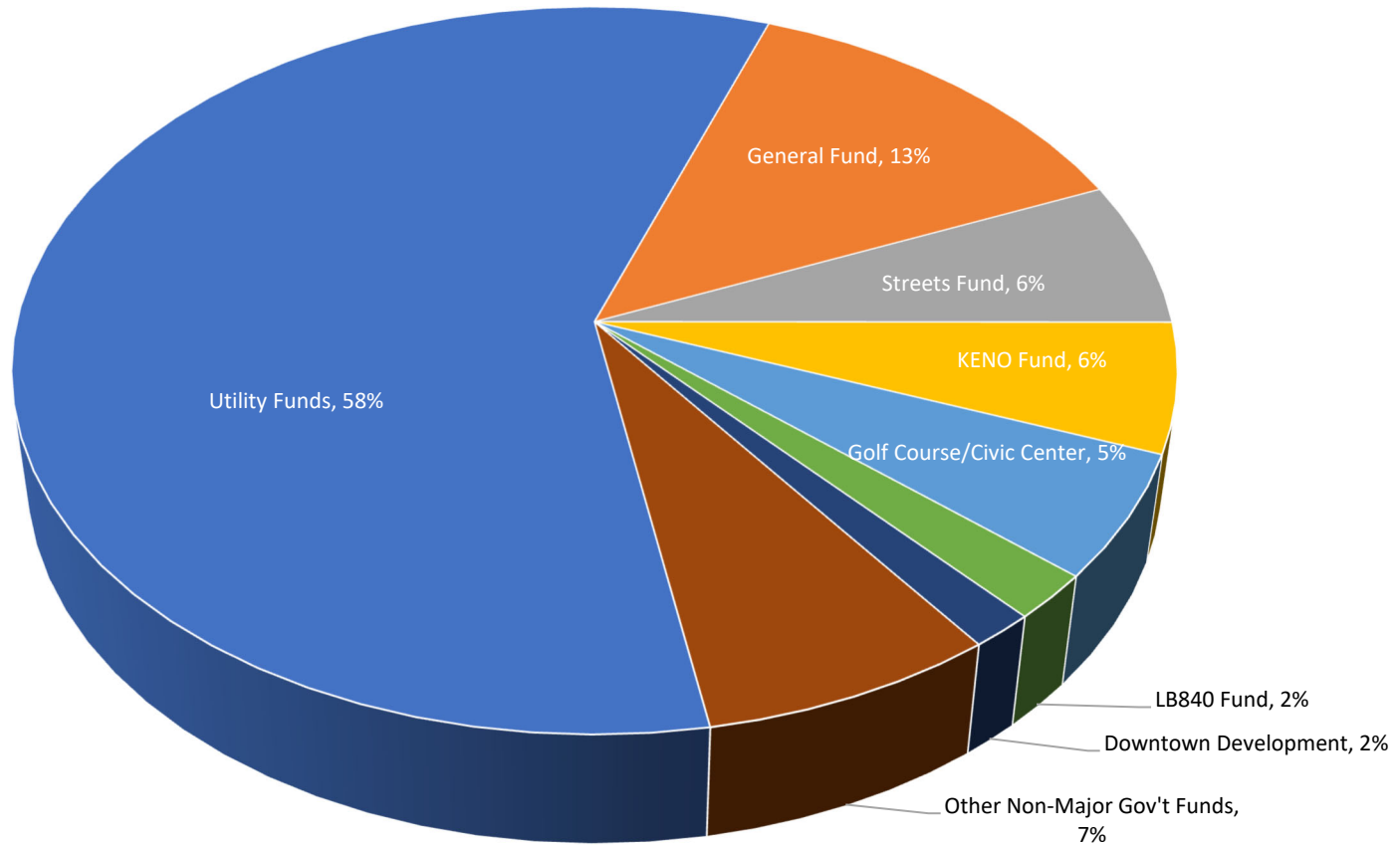
Cash balance forward, transfers and bond proceeds not included in revenue amounts.

CITY OF GERING, NEBRASKA

Revenues by Fund

Where do the revenues go? The City's budget begins with anticipated revenues. These funds are then allocated between funds and departments within the City based on the goals, vision and policy set by the City Council, requirements of State Statutes and Federal laws (if applicable), the programming and needs of each department and capital improvement requirements.

Budgeted Revenue by Fund



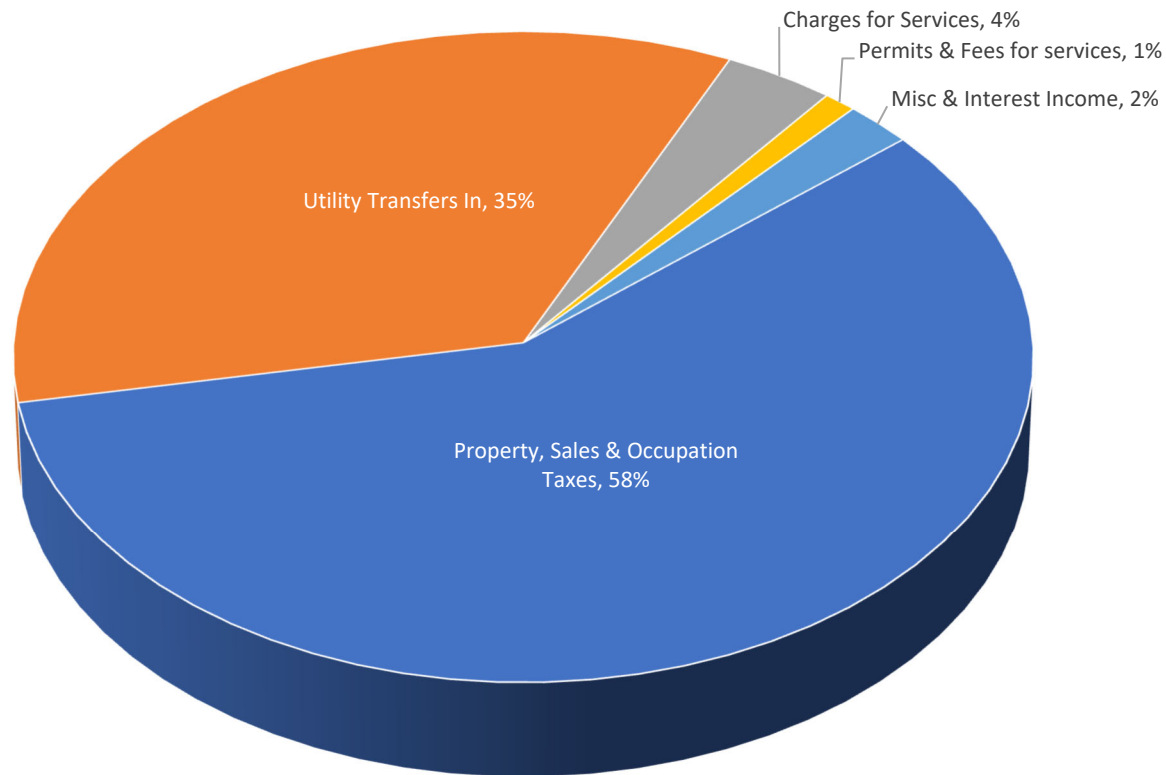
Cash balance forward, transfers and bond proceeds not included in revenue amounts.

CITY OF GERING, NEBRASKA

General Fund Revenues

The General Fund revenues which make up 13% of the City's total revenues are mostly attributable to taxes and utility transfers into the fund. A small portion of General Fund revenue is generated from fees related to parks and recreation fees, permit and fee income and other fees for services.

Budgeted General Fund Revenues by Source

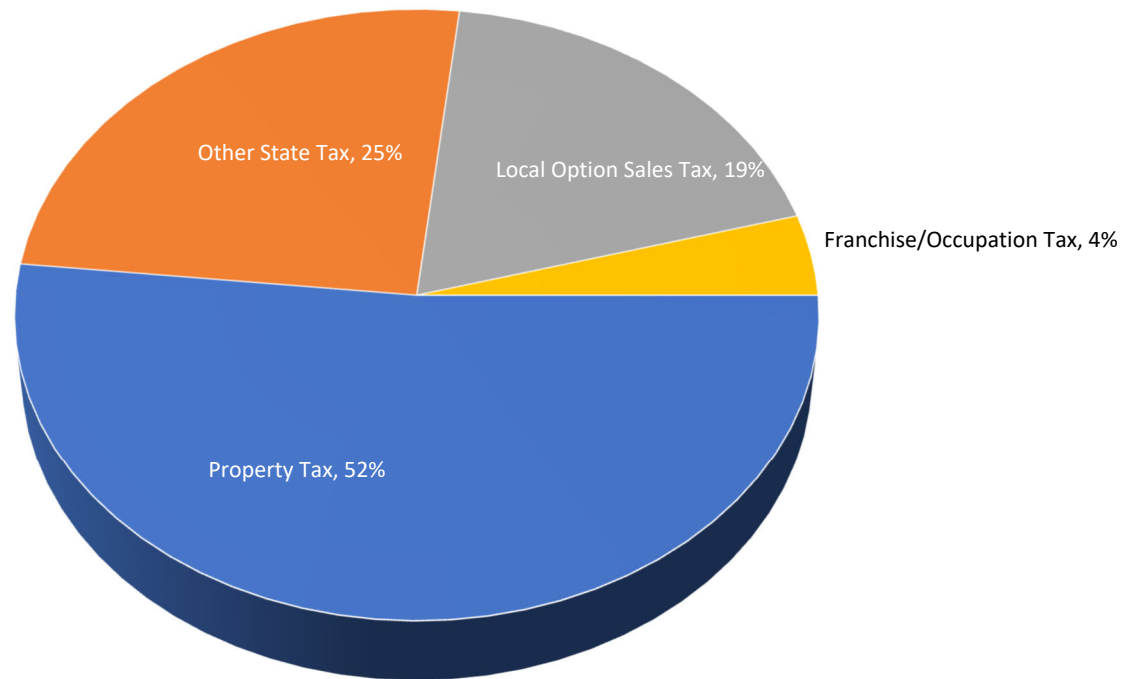


CITY OF GERING, NEBRASKA

General Fund Tax Revenues

Over half (58%) of the General Fund revenues are attributable to taxes. The majority of this tax revenue is from real estate and personal property taxes. The remaining tax revenue is generated by local option sales tax and other state taxes such as motor vehicle tax.

Budgeted General Fund Tax Revenues by Source

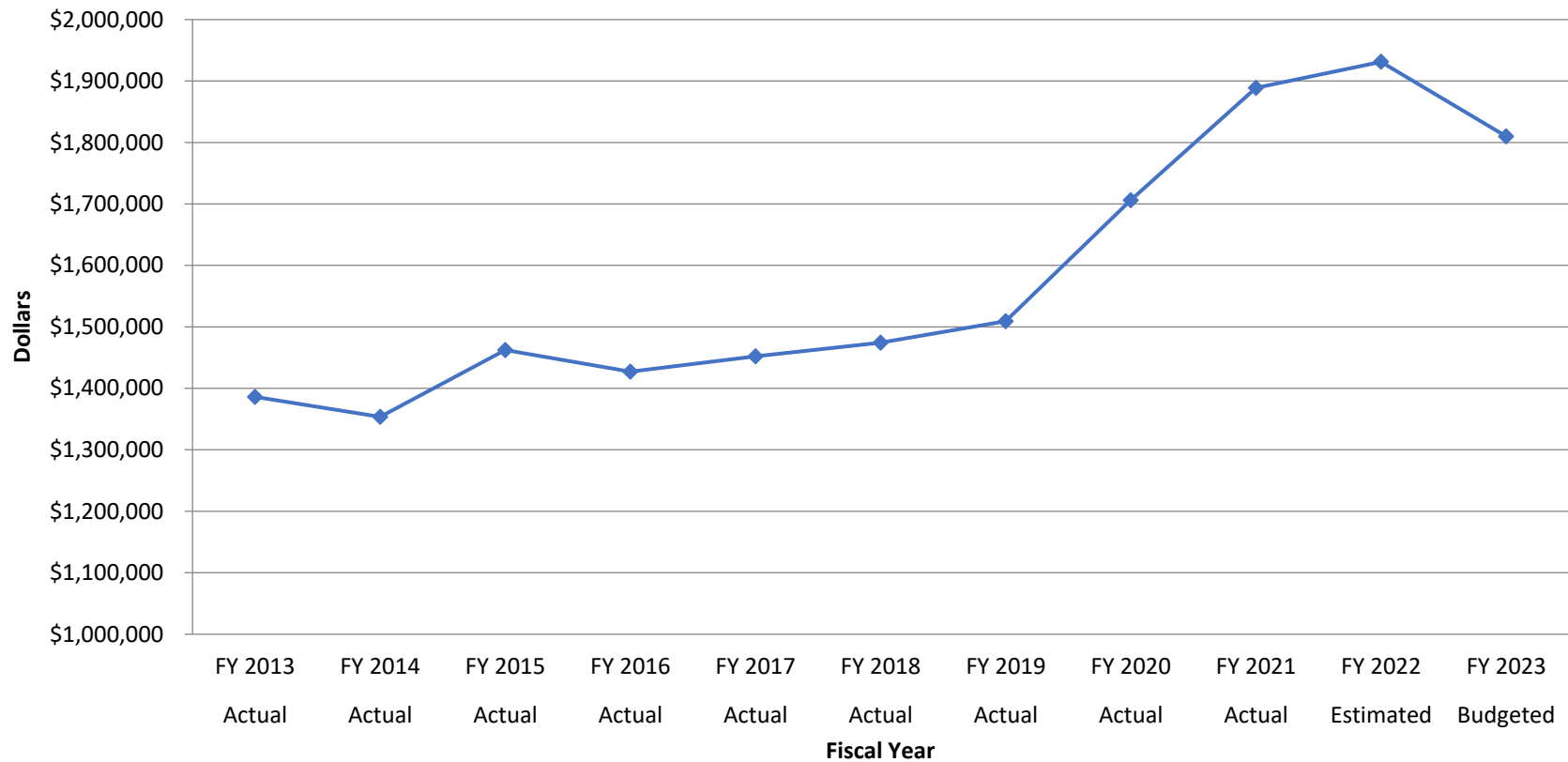


CITY OF GERING, NEBRASKA

Sales Tax Revenues

Sales tax revenues that the City receives are based on local consumer spending and are extremely difficult to predict. As a result, the City regularly monitors historical sales tax receipts and trends to allow management to make timely decisions about revenue streams and spending. Various forecasts are created for the current year’s budget considering economic indicators such as unemployment, commodity prices, business and industry statistics and other economic factors that affect local spending.

Sales Tax Revenue History

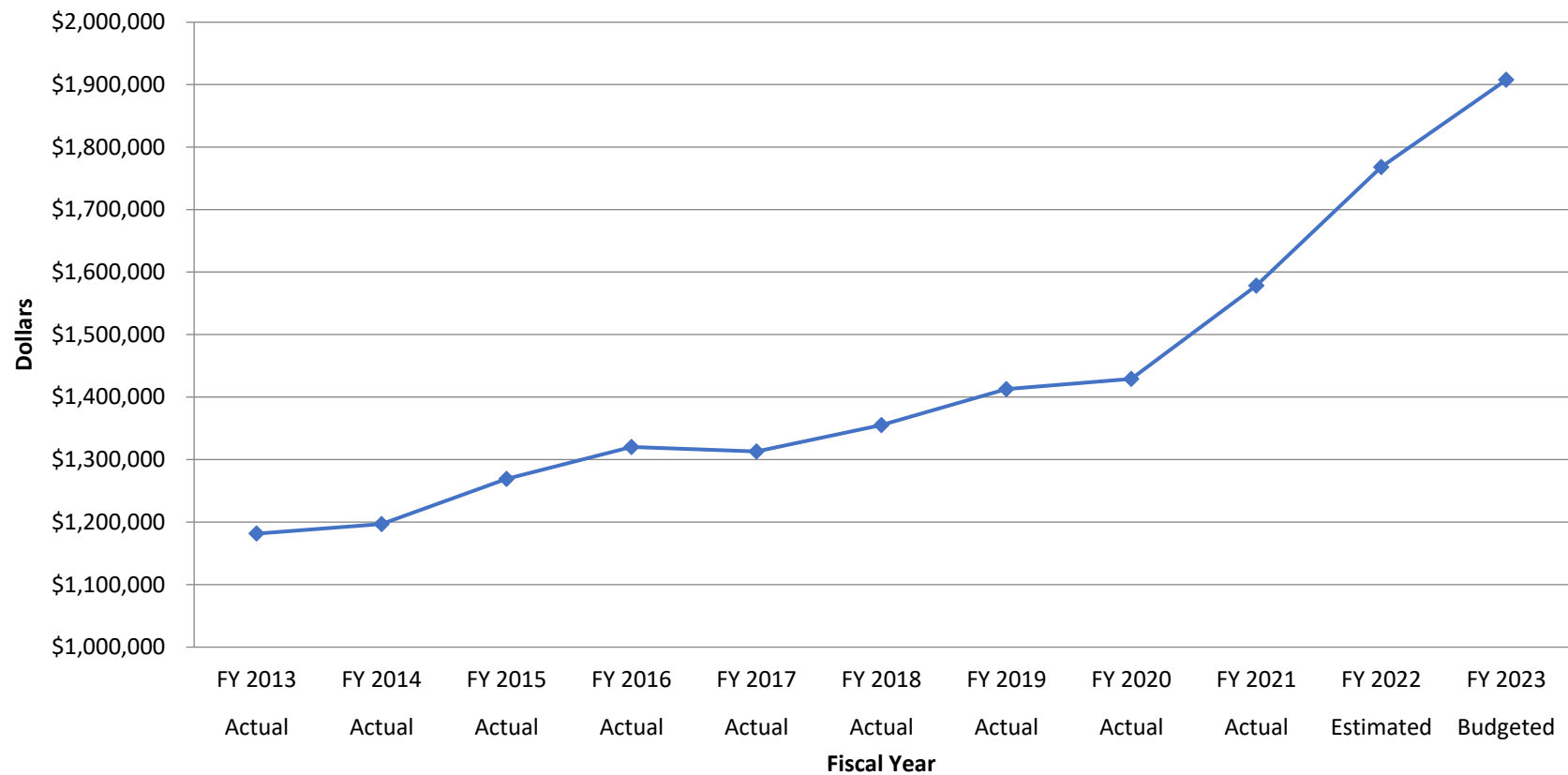


CITY OF GERING, NEBRASKA

Property Tax Revenues

Property taxes are based on assessed valuation amounts set by the County Assessor. Property tax amounts do not fluctuate as widely as sales taxes and are therefore easier to budget and anticipate revenue streams. Property tax revenues can be increased due to increase in valuation amounts set by the Assessor and the City may also choose to increase the amount levied against these valuation amounts. The City does not intend to increase its levy for the current budget year. Any increase in revenue will be due to actual valuation increases set by the County Assessor only.

Property Tax Revenue History



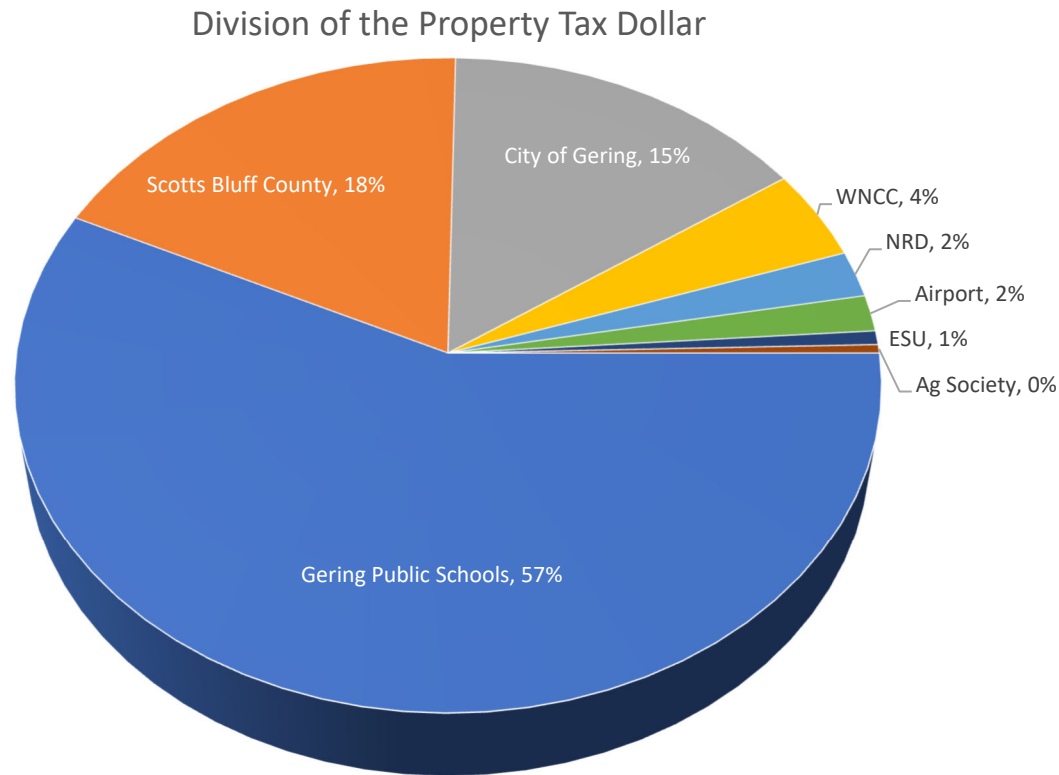
CITY OF GERING, NEBRASKA

Property Tax Revenues

A levy indicates the amount of tax property owners pay for each \$100 of valuation of their property. Property tax can be calculated by Assessed Valuation divided by 100, then multiplied by the levy. The City's requested levy for the Budget Year 2023 is .342697.

A citizen that lives in the City of Gering can expect to pay \$342.70 in City taxes on a \$100,000 home.

How are my property taxes allocated? The local school district receives the largest portion (57%) followed by the County. The City receives approximately 15% of total property taxes collected from property owners.

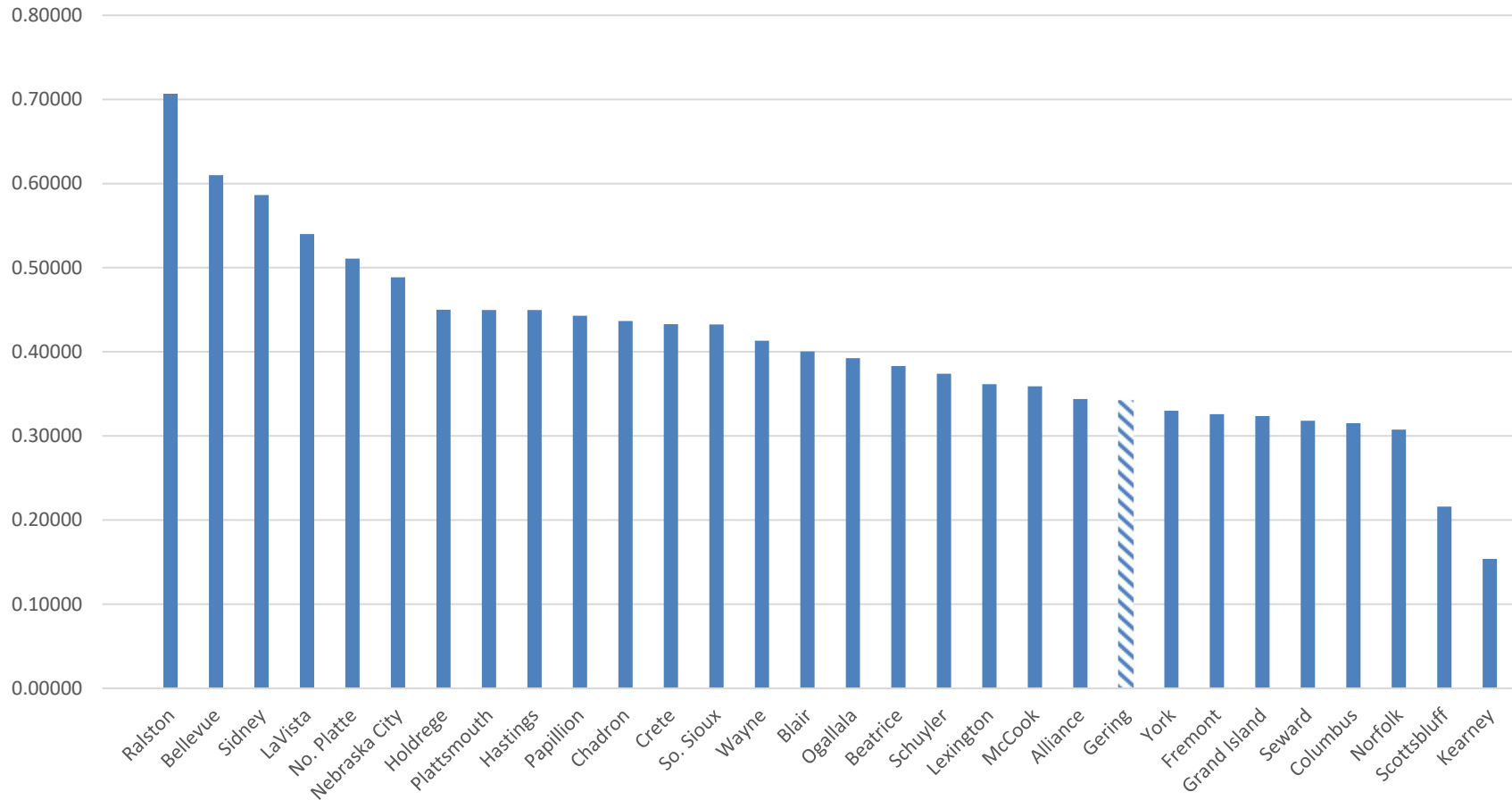


CITY OF GERING, NEBRASKA

Property Tax Revenues

How does the City compare to other First Class Cities in Nebraska? The City of Gering has the ninth lowest municipal levy rate in the State of Nebraska.

2021 Municipal Levies of Nebraska First Class Cities



CITY OF GERING, NEBRASKA

General Fund Expenditures

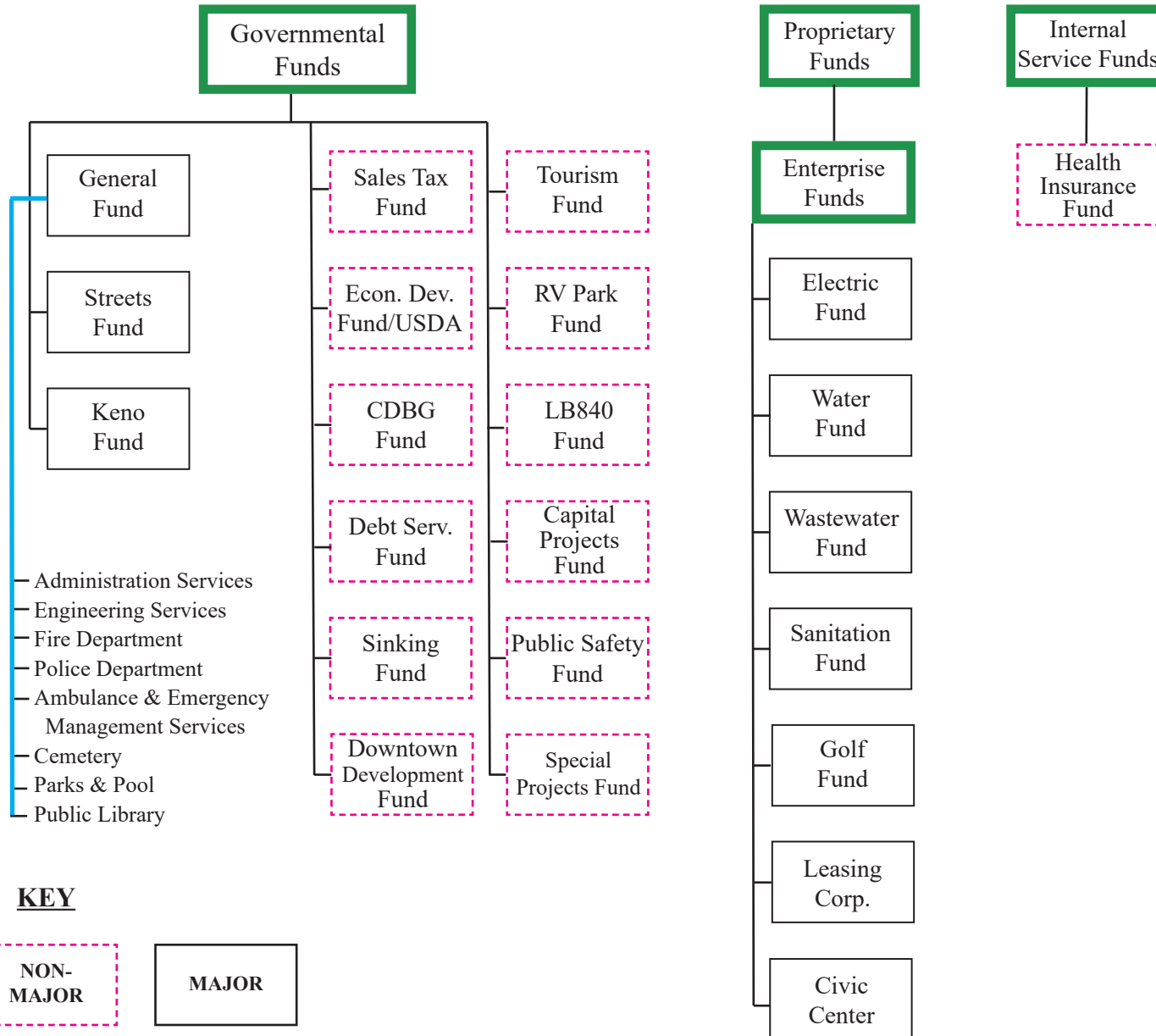
How is the money spent?? General Fund expenditures seem to cause the most concern for taxpayers as this Fund is a conglomerate of many Departments that provide services to the community most of which generate little or no revenue of their own. The General Fund, as noted previously is funded mostly by taxes and utility transfers in to the fund. The graphic below represents the portion of each dollar of budgeted expenditures for the General Fund that goes to each Department within the Fund.





CITY OF GERING, NEBRASKA

Budget Fund Structure



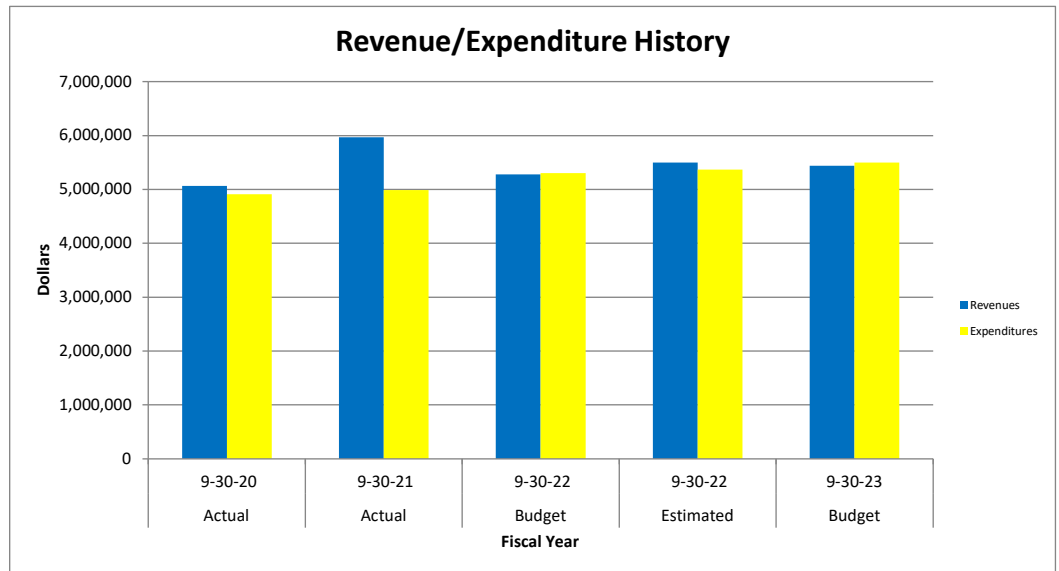
General Fund

Fund 101

Summary

	Actual 9-30-20	Actual 9-30-21	Adopted Budget 9-30-22	Six Month Actual 9-30-22	Estimated Actual 9-30-22	Approved Budget 9-30-23
UNENCUMBERED CASH BALANCE OCT. 1	72,097	224,296	1,045,033		1,205,491	1,339,009
RECEIPTS	5,065,762	5,969,610	5,282,657	2,104,804	5,501,820	5,442,357
REVENUES	5,137,859	6,193,905	6,327,690	2,104,804	6,707,311	6,781,366
ADMINISTRATIVE SERVICES DEPT	523,669	466,864	415,016	221,530	393,830	367,324
ENGINEERING SERVICES DEPT	321,286	100,079	100,316	65,491	98,056	103,173
FIRE DEPARTMENT	350,156	336,710	428,247	195,181	430,354	465,431
POLICE DEPARTMENT	2,447,044	2,406,443	2,526,778	1,178,670	2,530,115	2,683,575
PARKS AND POOL DEPT	999,646	932,373	1,092,381	479,760	1,127,996	1,141,648
CEMETERY DEPT	219,021	233,642	256,015	119,650	287,021	239,214
GERING PUBLIC LIBRARY	395,192	448,812	486,407	234,093	500,930	497,314
CONTINGENCY	-	-	-	-	-	-
TOTAL EXPENDITURES	5,256,014	4,924,923	5,305,159	2,494,375	5,368,302	5,497,679
ACCRUAL ADJUSTMENT	(342,450)	63,492	-	-	-	-
TOTAL EXPENDITURES AFTER ACCRUAL	4,913,564	4,988,415	5,305,159	2,494,375	5,368,302	5,497,679
UNENCUMBERED FUND BALANCE SEP. 30	224,296	1,205,491	1,022,531		1,339,009	1,283,687
TOTAL FUND BALANCE	224,296	1,205,491	1,022,531		1,339,009	1,283,687

	9-30-19	9-30-20	9-30-21	9-30-22	9-30-23
Full - Time	41	41	43	45	45
Part - Time	6	6	6	6	7



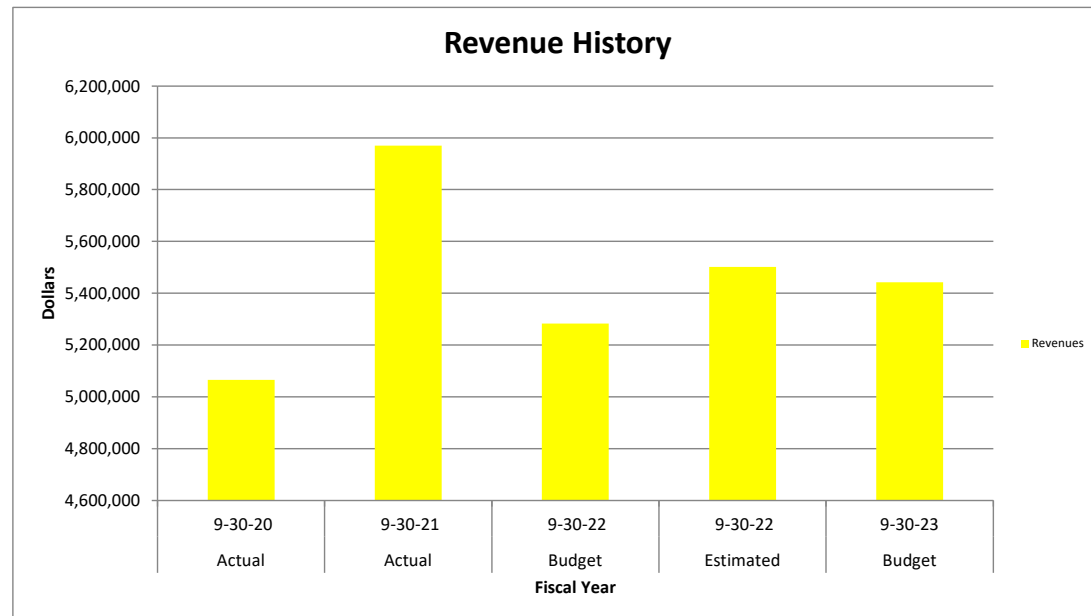
General Fund

The General Fund is a conglomerate that provides the core, tax-supported activities of the City. The General Fund includes the departments of Administrative Services, Engineering & Building Inspection, Fire, Police, Parks, Pool, Fairview Cemetery and the Gering Public Library. These activities are grouped in the General Fund because, while they each do generate some revenue, they cannot support the full extent of their operations on the revenues they raise.

The General Fund of a City is often its budgetary focus and is the City fund able to be used for the most flexible and diverse purposes.

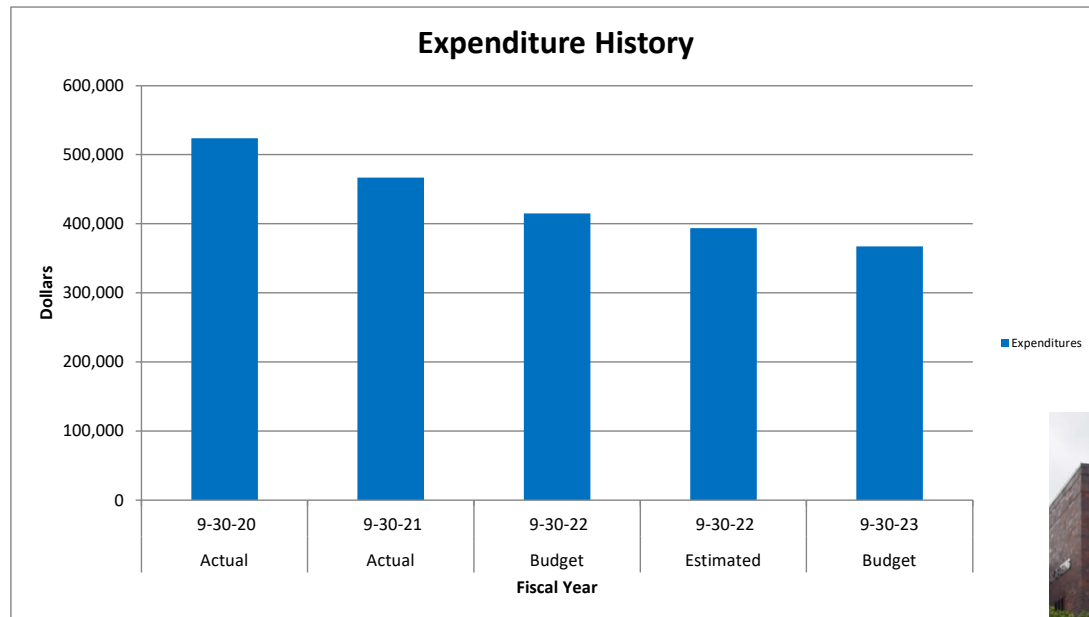
The General Fund is supported significantly by property taxes, sales tax receipts and utility system surplus fees (via transfer); other significant funding categories include state-shared, franchise payments, and user fees/charges.

	Actual 9-30-20	Actual 9-30-21	Adopted Budget 9-30-22	Six Month Actual 9-30-22	Estimated Actual 9-30-22	Approved Budget 9-30-23
PROPERTY TAX	1,281,291	1,325,677	1,510,033	287,234	1,510,033	1,629,263
CITY SALES TAX	541,089	634,747	503,027	281,540	660,859	600,000
OTHER TAX	238,247	296,272	250,000	110,672	248,510	278,000
FRANCHISE FEES & REBATES	103,329	144,460	150,000	98,955	135,000	135,000
INTERGOVERNMENTAL (GRANTS)	207,644	699,417	588,226	193,163	599,214	520,423
LICENSES, FEES & PERMITS	100,403	91,046	57,650	46,420	57,888	57,650
CHARGES FOR SERVICES	141,406	246,777	198,700	40,442	219,595	200,200
MISCELLANEOUS REVENUES	281,806	315,635	95,021	80,442	139,771	121,321
INTEREST INCOME	10,808	1,004	-	936	950	500
TRANSFERS FROM OTHER FUNDS	2,159,739	2,214,575	1,930,000	965,000	1,930,000	1,900,000
Total General Fund Revenues	5,065,762	5,969,610	5,282,657	2,104,804	5,501,820	5,442,357



	Actual 9-30-20	Actual 9-30-21	Adopted Budget 9-30-22	Six Month Actual 9-30-22	Estimated Actual 9-30-22	Approved Budget 9-30-23
PERSONNEL SERVICES	256,224	192,019	202,011	83,576	199,437	148,917
OPERATIONS & MAINTENANCE	267,445	272,845	213,005	137,954	194,393	218,407
CAPITAL OUTLAY	-	2,000	-	-	-	-
Total Administrative Services Department Expenditures	523,669	466,864	415,016	221,530	393,830	367,324

	9-30-19	9-30-20	9-30-21	9-30-22	9-30-23
Full - Time	8	8	8	9	8
Part - Time	-	-	-	-	1



Administrative Services Department

The Administrative Services Department encompasses allocated services from the City Administrator, the Finance Department, Human Resources, the City Clerk and the City Council.

Gering City Hall - 1025 P Street



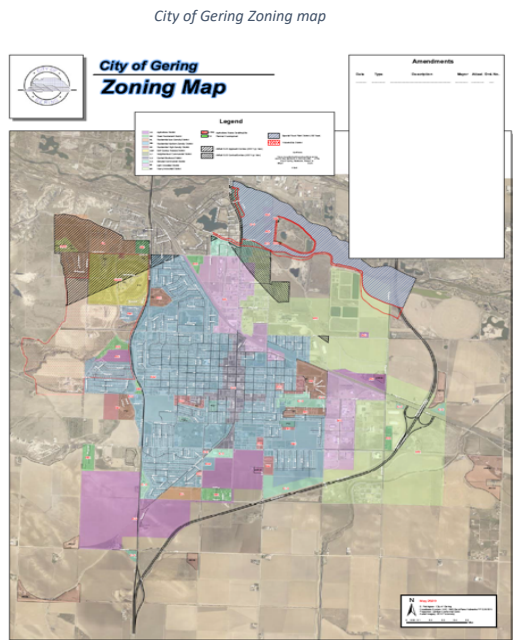
Engineering

The City of Gering Engineering Department consists of the City Engineer, Engineering Technician and Building Inspector.

Together they oversee various projects throughout the City of Gering. Some of the many responsibilities that our Engineering team has includes: creating maps, surveying, issuance of permits, code enforcement and Flood Plain Management. All permits that are issued are held to the most current Uniform Plumbing Codes, Mechanical Codes and Building Codes.



Dome Rock Diamonds



The new Comprehensive Plan was adopted in 2019 along with the new Zoning Regulations updated in 2020. Together this gives the City of Gering a clear outline of how to grow, expand, maintain current and future demands of housing, business growth and adding future utility lines.

Some projects that the Engineering team contributed to this past year was the newly added Gering Civic Plaza and Dome Rock Diamonds. Both locations had unique challenges but have been such an asset to the City of Gering. The plaza includes features such as a stage, fire pits, heated and air-conditioned bathrooms, permeable paver patios, and is a great place for families and friends to gather. Dome Rock Diamonds was designed for youth softball and youth baseball. The facility is of a higher caliber than previous City facilities, with the goal of attracting regional tournaments and sports tourism to the area

	Actual 9-30-20	Actual 9-30-21	Adopted Budget 9-30-22	Six Month Actual 9-30-22	Estimated Actual 9-30-22	Approved Budget 9-30-23
PERSONNEL SERVICES	290,386	60,009	59,120	36,547	59,182	51,758
OPERATIONS & MAINTENANCE	30,900	40,070	41,196	28,944	38,874	51,415
Total Engineering Department Expenditures	321,286	100,079	100,316	65,491	98,056	103,173

	9-30-19	9-30-20	9-30-21	9-30-22	9-30-23
Full - Time	2	2	3	3	3
Part - Time	-	-	-	-	-

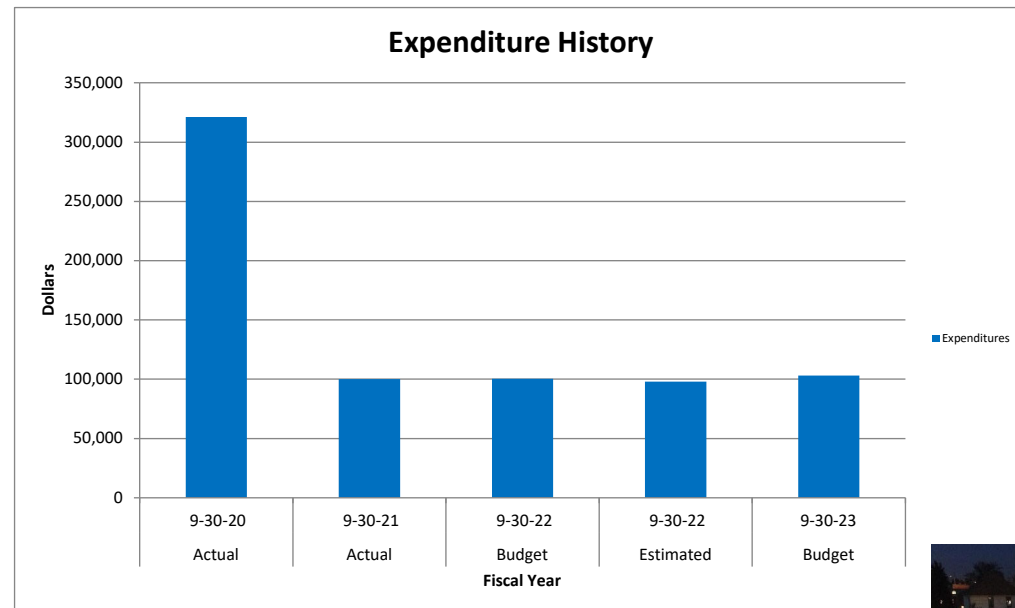



Photo by Tracy O'Neal Gering Civic Plaza



Mission Statement

The Gering Volunteer Fire Department is committed to protecting the people and property of our community from hazards and emergencies through education, risk reduction and emergency response.

Our department consists of approximately 45 dedicated responders that are highly trained to respond to various emergencies. Our department devotes thousands of man hours to training and introducing our firefighters to all aspects of public service. Our All-Hazard response includes fire suppression, medical response, technical rescue in high angle, dive, heavy equipment extrication and natural disasters.



Gering Fire Department Rigs

Members of our department are citizens of Gering and believe in assisting their neighbors and friends. Gering's firefighters are compassionate to the needs of our fellow citizens and provide assistance whenever they can. This past year we have assisted with non-emergency functions during several special events throughout Gering.

We believe the best fire is the one that does not start. Our department hosts a 10-hour fire prevention course for area 5th grade students. The Junior Fire Patrol Program has been a staple in our community for well over 75 years. Recently, we had 32 students receive critical fire safety training, reducing the potential for fires and loss. We continue through the year by visiting elementary schools sharing fire prevention tips. We also open our station doors teaching CPR courses to the community every month.

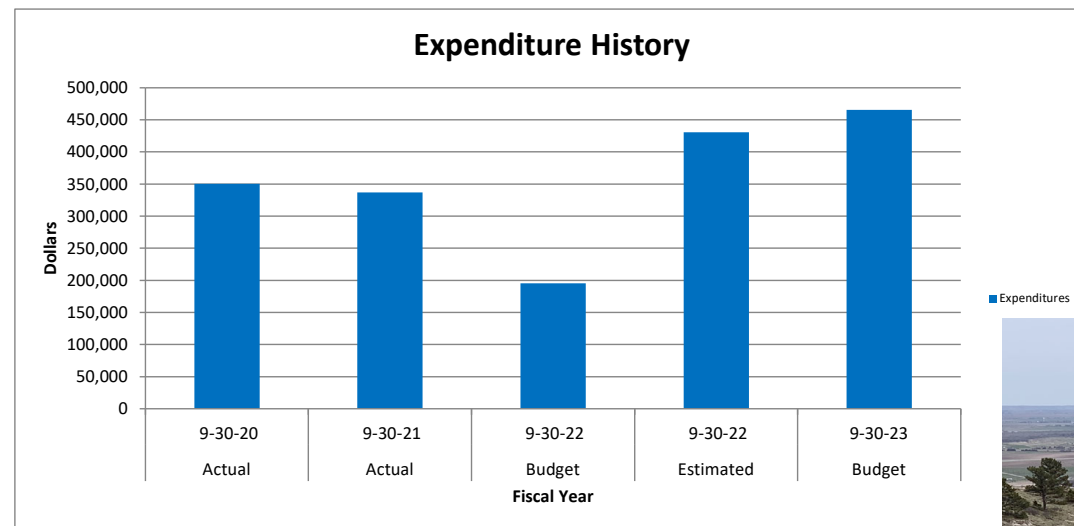
The Gering Volunteer Fire Department also is available to our community partners and other fire departments. We provide mutual aid to many other agencies, assisting with fire suppression, search and rescue and technical guidance. Our firefighters strive in solving complex problems in many environments with three goals in mind: Life Safety, Property Conservation and Incident Stabilization.



Gering Volunteer Fire Department personnel

	Actual 9-30-20	Actual 9-30-21	Adopted Budget 9-30-22	Six Month Actual 9-30-22	Estimated Actual 9-30-22	Approved Budget 9-30-23
PERSONNEL SERVICES	157,066	145,362	191,933	64,176	194,063	213,094
OPERATIONS & MAINTENANCE	147,669	138,851	175,892	100,330	175,970	191,916
CAPITAL OUTLAY	-	7,076	15,000	8,214	14,900	15,000
TRANSFERS	45,421	45,421	45,421	22,462	45,421	45,421
Total Fire Department Expenditures	350,156	336,710	428,247	195,181	430,354	465,431

	9-30-19	9-30-20	9-30-21	9-30-22	9-30-23
Full - Time	1	1	2	2	2
Part - Time	-	-	-	-	-




Mission Statement

The Mission of the Gering Police Department is to improve and promote the quality of life in Gering by providing excellent and innovative police services with integrity and partnerships within our community. We believe in dignity and worth of all people. We honor the values, duties and responsibilities of our positions and our career in such a manner that promotes the public’s trust, confidence, and sense of safety and security.

The 17 sworn and 2 administrative members of the Gering Police Department deliver an exceptional level of service to our citizens and visitors of Gering. Our team members are assigned to the following functions.

Patrol Operations: We have 10 officers assigned to the patrol function including three sergeants and seven patrol officers. This team represents the “public face” of the department as they respond to calls for service every day. Calls can range from motor vehicle accidents to thefts, assaults, and a myriad of other offenses. Staffing for the patrol function of the department is manned 24 hours a day, 365 days a year and is presently divided into three shifts. Within the patrol section there are officers who are training in a vast number of tasks such as firearms instruction, drug recognition expert, hostage and crisis negotiations, K-9, and one of our newest programs, the Unmanned Aerial Vehicle (drone) program which was made possible by the generous support of a member of our community. All our Drone Pilots are FAA Part 107 Certified.



School Resource Officers: The department also staffs two school resource officers whose primary role is presence and answering calls associated with the Gering Public School District and building positive relationships with the young people of our community. Financial responsibility of the school resource officers is shared with the school district and has been a positive endeavor since its inception. One officer maintains an office at the Gering Junior High School and the other at the Gering High School, they each have responsibility for one or two of the elementary schools in the district as well.

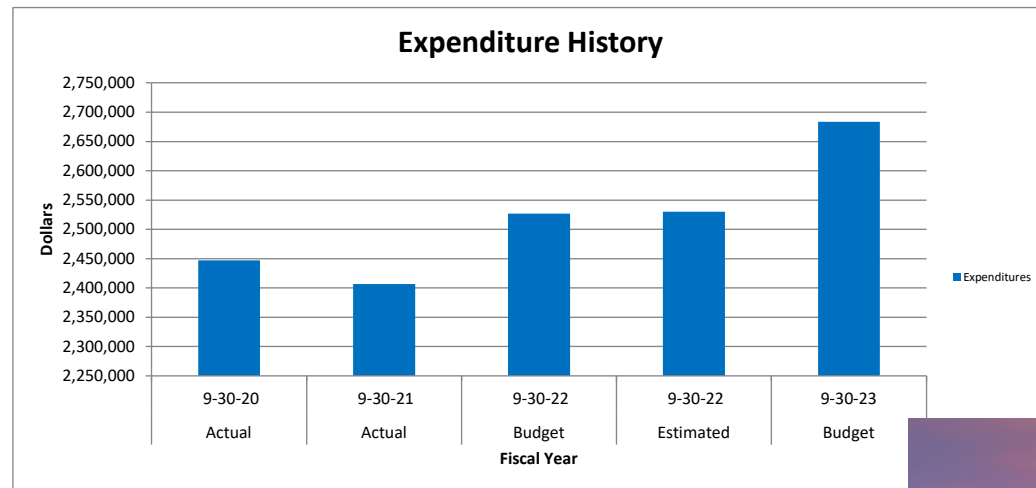
Photo courtesy of Deb Raines @ GHS

Our Administrative Services are composed of two clerical staff, a Captain and Chief of Police. They are responsible to ensure that the members of our team are provided with all the necessary items to successfully accomplish the Goals of the City of Gering and meet the needs of our community.

Investigative Services: The investigative services section of the department is comprised of one promoted detective, and two appointed investigators, one assigned to general crimes and one dedicated to the WING Drug Task Force. The primary function of this section is to follow up on criminal cases that require more attention and time than the patrol section is able give, or may involve follow up investigation that requires them to leave the primary jurisdiction of the City of Gering. Investigators receive specialized training in areas such as crime scene processing and are subject matter experts in tasks such as warrant preparation and application.

	Actual 9-30-20	Actual 9-30-21	Adopted Budget 9-30-22	Six Month Actual 9-30-22	Estimated Actual 9-30-22	Approved Budget 9-30-23
PERSONNEL SERVICES	2,049,299	2,063,545	2,210,266	1,010,889	2,260,705	2,316,601
OPERATIONS & MAINTENANCE	329,461	301,675	309,512	167,782	269,410	366,975
CAPITAL OUTLAY	68,284	41,223	7,000	-	-	-
Total Police Department Expenditures	2,447,044	2,406,443	2,526,778	1,178,670	2,530,115	2,683,575

	9-30-19	9-30-20	9-30-21	9-30-22	9-30-23
Full - Time	19	19	19	20	21
Part - Time	-	-	-	-	-



Police Department

The City of Gering and its premier location and first-class city facilities have developed a reputation as the place to celebrate in the panhandle of Nebraska. This City of Gering prides itself on hosting special events and as such Gering is the choice location for many special events. Our team provide Law Enforcement Services for a variety of events and at locations throughout our community. They include Community events at our Civic Center, Five Rocks Amphitheater Complex, Oregon Trail Park Stadium, and our Civic Plaza. Those events host thousands of citizens and visitors to our community each year. These events include Oregon Trail Days, Monument Marathon, Robidoux Quick and Dirty Bicycle Race, Old West Balloon Fest and Balloon Federation of America's Balloon Glow, Father's Day Car Show, Western Nebraska Pioneers Baseball, and many other events throughout the year.



Photo courtesy of Adventure Photography 2021

Mission Statement

The Gering Public Library, a department within the City of Gering, is a learning and exploration center for all residents of the community. The library serves the people of the community by providing educational, informational, personal, social and historical services and materials. With the support of the Gering Library Board, the library staff effectively delivers these services and materials in a fair and equitable manner for the benefit of its patrons.



Sometimes after school before Covid-19, we would have a full house.

We currently have 7085 patrons, which includes 162 seniors, 5086 adults, 433 young adults, 1366 children, and 38 others. Among the programs and services offered at the library are the Homebound Book Delivery to elderly and disabled; free WI-FI access, 10 public access computers, local history, online databases, pre-school story times, summer reading programs for all ages, Lego Club, LEAP, SMILE and much more.

During Covid-19 we were closed for a short period of time before we started offering curbside delivery, then we proceeded to let patrons in by appointment only. With the help of volunteers, we were able to offer a recorded story time during the months of January through April. The majority of our summer events were held in the park this year.

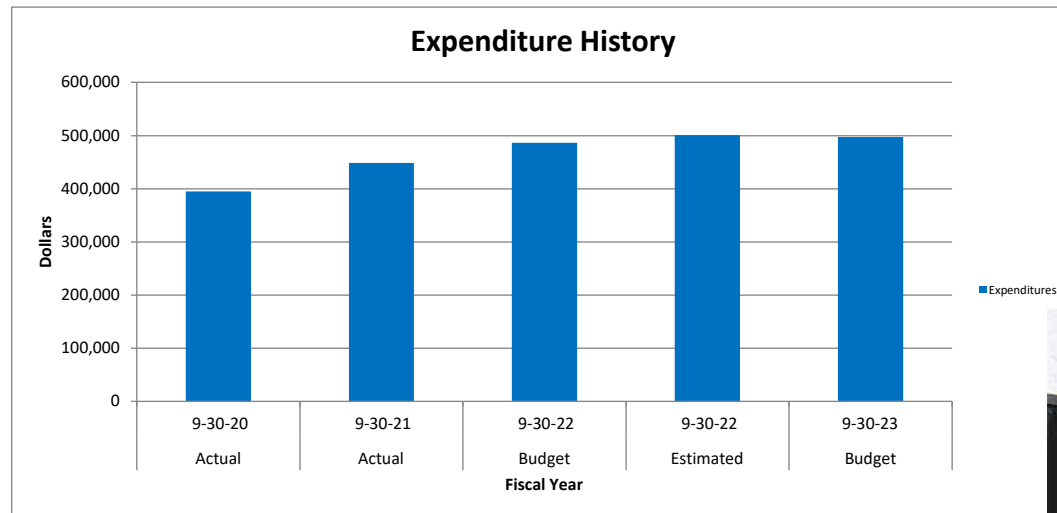


Story Time at Gardner Park

We now have two digital signs in the library provided by Keno Funds. These signs are located behind the front desk and in our reading area. These new signs will help promote library services and community events. Along with the new digital signs, we received a generous donation in the amount of \$30,000. The donor wrote: "So thrilled your facility stayed open to the public. Stories for all ages, keep heritage alive and remembered. Keep up the tremendous work that you do so well."

	Actual 9-30-20	Actual 9-30-21	Adopted Budget 9-30-22	Six Month Actual 9-30-22	Estimated Actual 9-30-22	Approved Budget 9-30-23
PERSONNEL SERVICES	327,761	335,427	407,136	190,691	420,131	406,143
OPERATIONS & MAINTENANCE	67,431	73,736	79,271	43,402	80,799	91,171
CAPITAL OUTLAY	-	39,650	-	-	-	-
Total Library Expenditures	395,192	448,812	486,407	234,093	500,930	497,314

	9-30-19	9-30-20	9-30-21	9-30-22	9-30-23
Full - Time	4	4	4	4	4
Part - Time	1.5	1.5	1.5	1.5	2.0



Parks Department

The City of Gering has a total of 12 well maintained parks throughout the city.

Carl Grey Park 10th & R Street (2 acres)

Five Rocks 585 Five Rocks Rd 1,500 fixed seating, 1,500 general admission Amphitheater 40 x 120 pavilion with concession & rest room

Gardner Park 11th & S Street (2 acres)

Gentry Park 21st & P Street (2 acres)

Hampton Park 5th & T Street (3 acres)

Johannes Park Hackberry & Arroyo Rd (3 acres)

Legion Park 12th & N/O Street (2 acres)

McLellan Park 5th & D Street (5 acres)

Northfield Park Pacific & Holly Drive (15 acres Arboretum)

Oregon Trail Park 17th Street (68 acres includes Dome Rock Diamonds)

Oregon Trail Park Stadium, Disc Golf Course; Tennis Courts, Skate Park, Basketball Court and Picnic Shelters

Gering Civic Plaza 1450 11th Street

Roundhouse Park 7th & U Street 3 acres

Our parks host a variety of activities throughout the summer including community band concerts, movies in the park, craft fairs, Oregon Trail Days activities, family reunions, church gatherings and car shows.

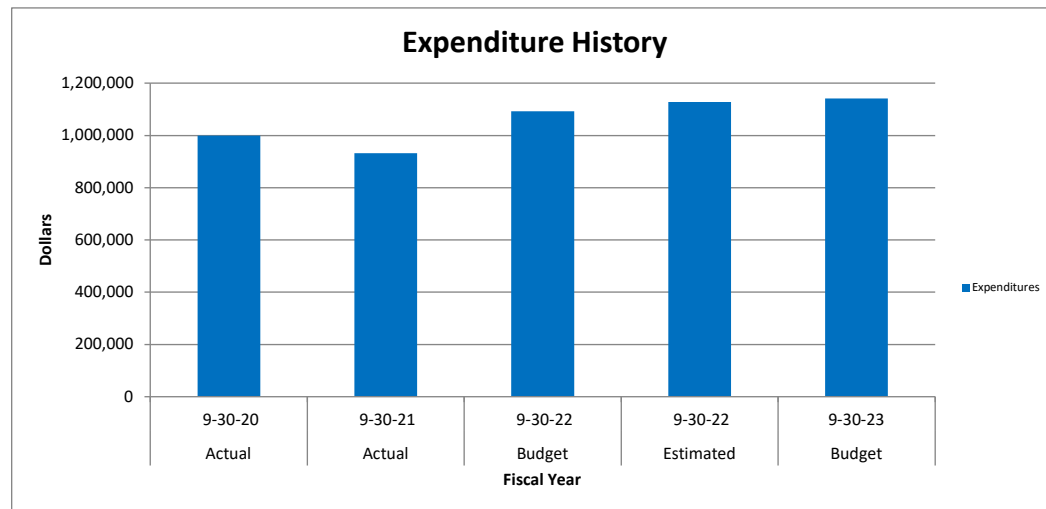
Our trail system consists of the U Street Pathway which connects with Monument Valley Pathways in Terrytown and Scottsbluff for twelve plus miles of trails. U Street Pathway also connects with Scotts Bluff National Monument pedestrian walking/hiking trail.

**Gering Swimming Pool**

The Gering swimming pool was built in 1978 and has provided over 40 years of fun and fitness to the community and its guests. Average daily attendance at the pool is 210. The pool hosts pool parties, swimming lessons and other events throughout the summer months.

	Actual 9-30-20	Actual 9-30-21	Adopted Budget 9-30-22	Six Month Actual 9-30-22	Estimated Actual 9-30-22	Approved Budget 9-30-23
PERSONNEL SERVICES	493,132	548,583	604,669	243,917	606,592	626,139
OPERATIONS & MAINTENANCE	161,171	118,557	234,567	109,270	268,260	260,436
LEASE PAYMENT BALLPARK	267,000	255,997	253,145	126,573	253,145	255,073
CAPITAL OUTLAY	78,343	9,235	-	-	-	-
Total Parks & Pool Expenditures	999,646	932,373	1,092,381	479,760	1,127,996	1,141,648

	9-30-19	9-30-20	9-30-21	9-30-22	9-30-23
Full - Time	5	5	5	5	5
Part - Time	4	4	4	4	4



Five Rocks Amphitheater



Oregon Trail Park Stadium

Gering West Lawn Cemetery

Gering West Lawn Cemetery was established 1887 to serve the residents of Gering. The cemetery is well known for its well-maintained landscape, historic hackberry tree canopy and hackberry lined entry, safe walking environment for active residents and bird watching.

The cemetery consists of 24 acres of burial plots; 19 acres of blue grass and 5 acres of buffalo grass. The cemetery has asphalt roads around each section, a platform housed in the center of the section for Memorial Day Programs in partnership with the American Legion Auxiliary.


The cemetery is supported by the City's general fund and revenue generated by the sale of plots and internments. The cemetery also has a perpetual care fund in which 33.3% of the proceeds of the sales of plots must be placed in the fund. The perpetual care fund may only be used for upkeep and improvements of the cemetery.

West Lawn Cemetery was originally over seen by the Cemetery Board which managed expenses of the cemetery. In the mid 90's the Cemetery Board merged with the City of Gering Parks & Tree Board to create the Park, Cemetery & Tree Board. The board has six members appointed by the Mayor and serve a term of three years.




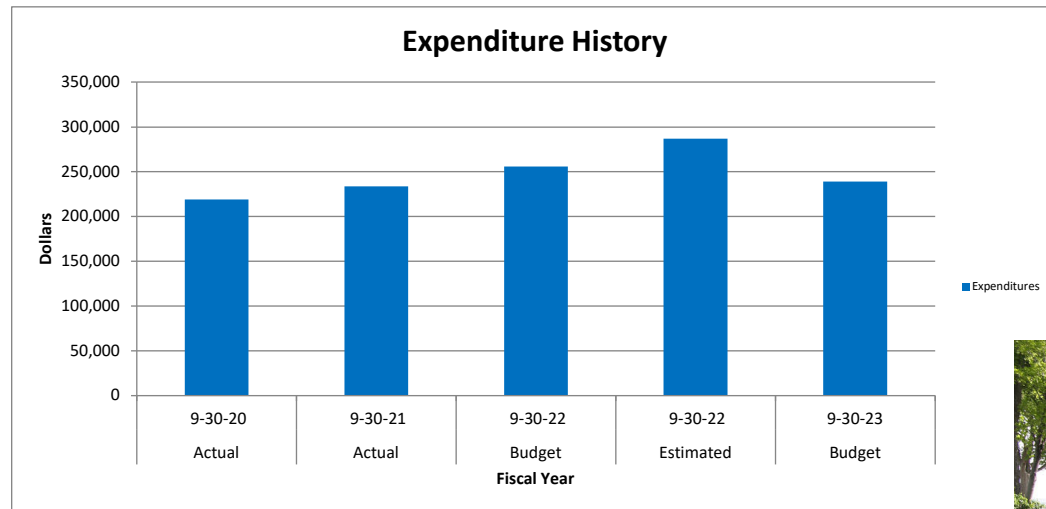
Gravesites at West Lawn Cemetery, Gering

West Lawn Cemetery entrance

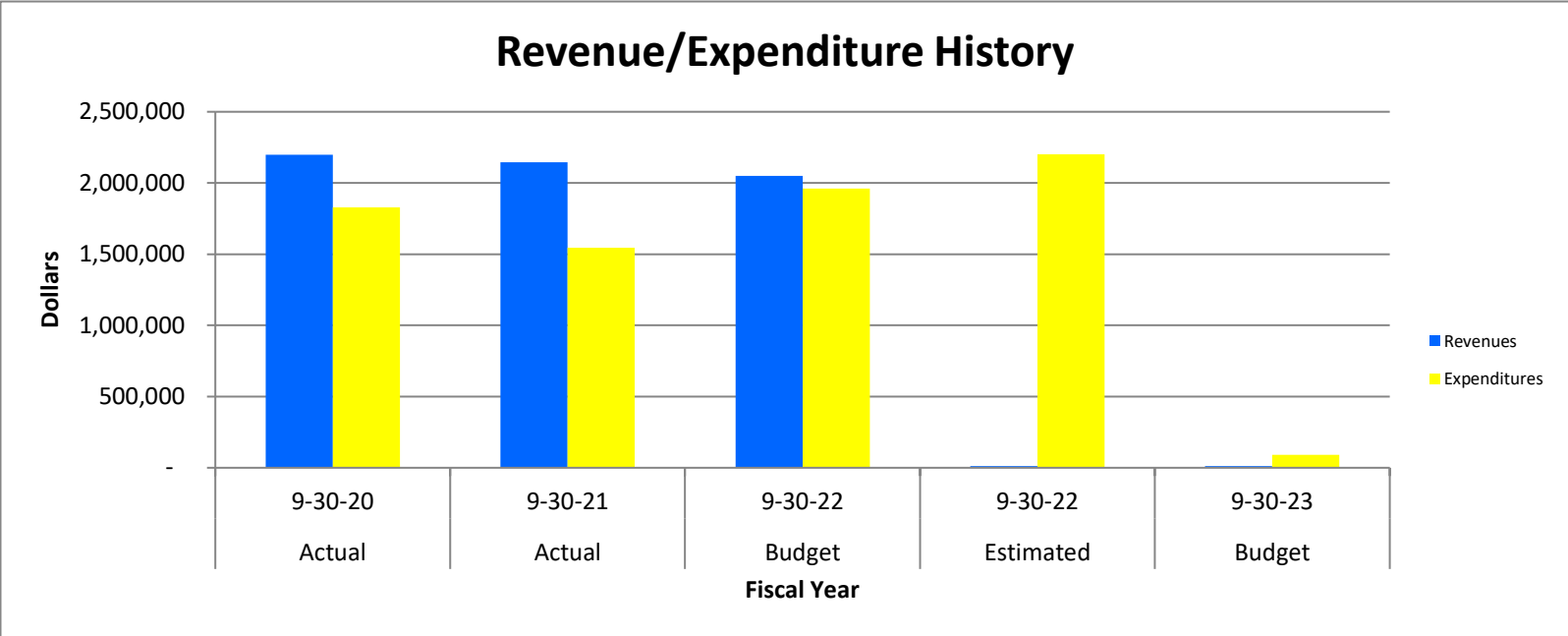


	Actual 9-30-20	Actual 9-30-21	Adopted Budget 9-30-22	Six Month Actual 9-30-22	Estimated Actual 9-30-22	Approved Budget 9-30-23
PERSONNEL SERVICES	204,043	205,969	219,293	111,838	254,189	199,810
OPERATIONS & MAINTENANCE	14,978	27,673	36,721	7,812	32,832	39,404
TRANSFERS	-	-	-	-	-	-
Total Cemetery Expenditures	219,021	233,642	256,015	119,650	287,021	239,214

	9-30-19	9-30-20	9-30-21	9-30-22	9-30-23
Full - Time	2	2	2	2	2
Part - Time	-	-	-	-	-



	Actual 9-30-20	Actual 9-30-21	Adopted Budget 9-30-22	Six Month Actual 9-30-22	Estimated Actual 9-30-22	Approved Budget 9-30-23
Cash Balance, October 1	1,741,338	2,109,134	1,685,381		2,707,702	519,053
REVENUE FROM EMPLOYEES	186,440	158,385	140,000	107,409	-	-
REVENUE FROM EMPLOYER	1,993,114	1,968,717	1,892,000	883,200	-	-
MISCELLANEOUS MEDICAL REIMBURSE	3,728	2,491	5,000	365	-	-
INTEREST EARNINGS	5,668	3,406	1,200	467	551	302
DONATIONS/MEMORIALS	800	2,100	500	-	800	500
CEMETERY PERPETUAL CARE	8,275	9,928	10,000	4,148	10,000	10,000
Total Available	3,939,363	4,254,161	3,734,081	995,589	2,719,053	529,855
CONTRACTUAL SERVICES	6,325	7,475	7,650	8,125	-	-
WELLNESS EXPENSE	30,883	29,978	32,500	20,783	-	-
PREMIUM EXPENSE	649,861	616,912	665,000	231,349	-	-
CLAIMS EXPENSE	1,069,708	871,587	1,250,000	440,593	-	-
DEPT OPERATING SUPPLIES - LIBRARY	-	-	-	-	-	1,200
MISCELLANEOUS	567	1,271	5,000	38	-	-
CAPITAL OUTLAY EQUIPMENT - CEMETERY	-	-	-	-	-	90,000
TRANSFER OUT TO HEALTH INSURANCE FUND	-	-	-	-	2,200,000	-
Total Trust & Agency	1,757,344	1,527,222	1,960,150	700,888	2,200,000	91,200
Accrual Adjustment	72,885	19,237				
Total Adjusted Expenditures	1,830,229	1,546,459	1,960,150	700,888	2,200,000	91,200
Assigned fund balance - Parks Arboretum			35,500		35,500	35,500
Assigned fund balance - Library			1,200		1,200	-
Assigned fund balance - Cemetery			396,000		396,000	306,000
UNASSIGNED CASH BALANCE			1,341,231		86,353	97,155
Cash Balance, September 30	2,109,134	2,707,702	1,773,931		519,053	438,655

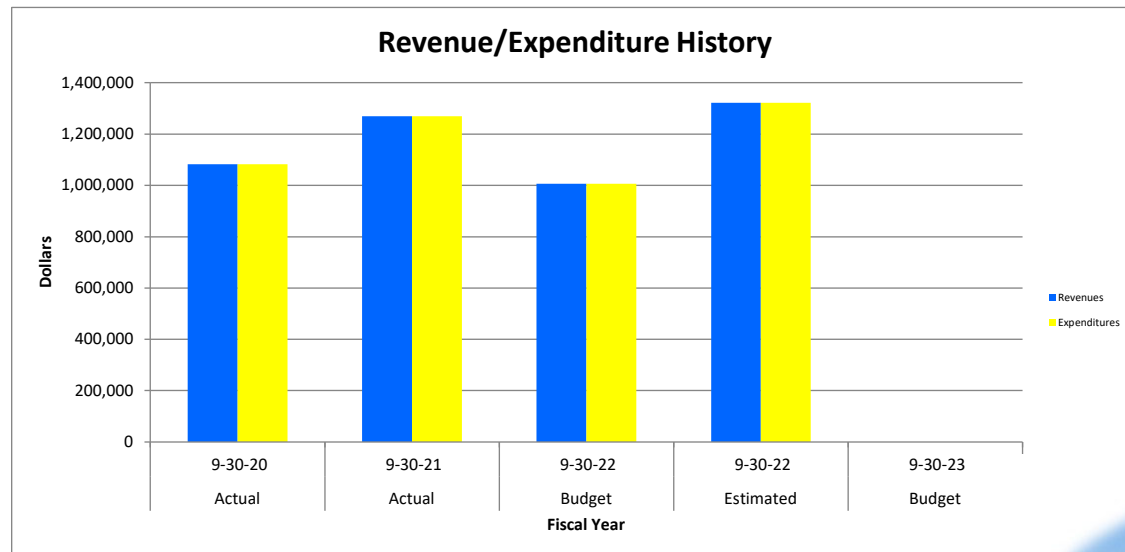


Trust & Agency Fund

The Trust & Agency Fund provides for segregation of restricted funds related to the General Fund.

The Cemetery Perpetual Care Fund and the Parks Department Arboretum Fund make up the balance of the fund plus a small Library Memorial account.

	Actual 9-30-20	Actual 9-30-21	Adopted Budget 9-30-22	Six Month Actual 9-30-22	Estimated Actual 9-30-22	Approved Budget 9-30-23
Cash Balance, October 1	-	-	-	-	-	-
SALES TAX REVENUE	1,082,177	1,269,495	1,006,054	563,080	1,321,718	-
Total Available	1,082,177	1,269,495	1,006,054	563,080	1,321,718	-
TRANSFER TO DOWNTOWN DEVELOPMENT	324,653	380,848	301,816	168,924	396,515	-
TRANSFER TO TOURISM	216,435	253,899	201,211	112,616	264,344	-
TRANSFER TO GENERAL FUND	541,089	634,748	503,027	281,540	660,859	-
Total Sales Tax Expenditures	1,082,177	1,269,495	1,006,054	563,080	1,321,718	-
Accrual Adjustment						
Total Adjusted Expenditures	1,082,177	1,269,495	1,006,054	563,080	1,321,718	-
Cash Balance, September 30	-	-	-	-	-	-



Sales Tax Fund

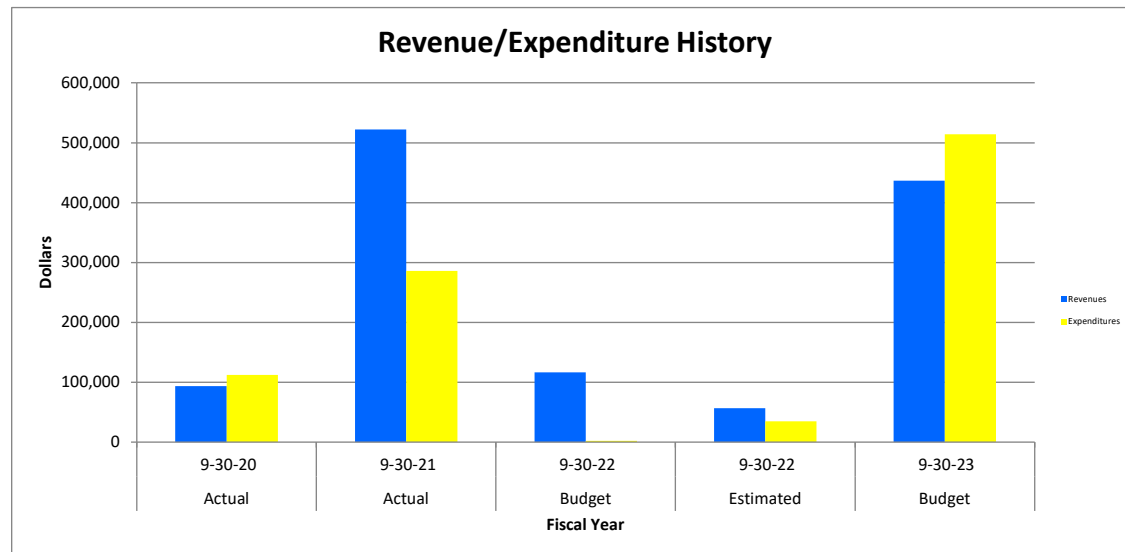
The City's Sales Tax Fund is a pass-through fund for the purpose of collecting local option sales tax.

The sales tax revenues generated from the 1.0% local sales tax are divided between the General Fund (50%) for general government operations, the Downtown Development Fund (30%) for development of the City's downtown corridor and the Tourism Fund (20%) for support of regional tourism activities.

Downtown Gering



	Actual 9-30-20	Actual 9-30-21	Adopted Budget 9-30-22	Six Month Actual 9-30-22	Estimated Actual 9-30-22	Approved Budget 9-30-23
Cash Balance, October 1	340,132	321,461	706,904		557,586	579,327
GRANT REVENUE	-	300,000	-	-	-	300,000
LOAN REPAYMENTS	33,047	196,861	56,338	26,135	56,338	76,875
INTEREST EARNINGS	534	25,369	69	83	109	10
TRANSFER FROM ELECTRIC	60,000	-	60,000	-	-	60,000
Total Available	433,713	843,692	823,311	26,218	614,032	1,016,212
LEGAL & ADMIN FEES	2,028	4,358	2,050	743	4,500	4,500
USDA LOANS	-	86,617	-	-	-	360,000
REVOLVING LOANS	348,383	-	-	-	30,205	150,000
Total Economic Development Expenditures	350,411	90,975	2,050	743	34,705	514,500
Accrual Adjustment	(238,159)	195,131				
Total Adjusted Expenditures	112,252	286,106	2,050	743	34,705	514,500
Cash Balance, September 30	321,461	557,586	821,261		579,327	501,712



Committed to the future of rural communities.

Economic Development Fund

The Economic Development Fund exists to facilitate USDA Rural Electric loan activity. USDA Rural Development offers loans, grants and guarantees to help create jobs and support economic development in rural America.

	Actual 9-30-20	Actual 9-30-21	Adopted Budget 9-30-22	Six Month Actual 9-30-22	Estimated Actual 9-30-22	Approved Budget 9-30-23
Cash Balance, October 1	208,264	306,616	93,221		92,089	92,089
CDBG GRANT REVENUE	101,760	791,800	-	4,200	1,004,200	10,000
Total Available	310,024	1,098,416	93,221	4,200	1,096,289	102,089
LEGAL & ADMIN FEES	-	6,327	-	4,200	4,200	20,000
CDBG GRANT EXPENSE	-	1,000,000	-	-	1,000,000	-
Total CDBG Expenditures	-	1,006,327	-	4,200	1,004,200	20,000
Accrual Adjustment	3,408					
Total Adjusted Expenditures	3,408	1,006,327	-	4,200	1,004,200	20,000
Cash Balance, September 30	306,616	92,089	93,221		92,089	82,089



CDBG Fund

Community Development Block Grant (CDBG) funds are administered through the Community Development Division of the Development Services Department. The division provides grant administration services for Federal, State and Local grant projects. Primarily, the division prepares applications for CDBG funds to be used in the comprehensive neighborhood revitalization of our blighted neighborhoods. The department conducts all phases of grant administration from approving applications to bidding projects, monitoring construction, completing financial records, and final inspections.

The Community Development Division will assist with community meetings and attitude surveys to determine the projects and areas that need assistance. These projects generally fall into the categories of housing rehabilitation, neighborhood revitalization and public works. The division also administers economic development and rental rehabilitation revolving loan funds. The Nebraska Department of Economic Development monitors all CDBG activities.

	Actual 9-30-20	Actual 9-30-21	Adopted Budget 9-30-22	Six Month Actual 9-30-22	Estimated Actual 9-30-22	Approved Budget 9-30-23
Cash Balance, October 1	792,258	805,876	802,443		762,945	757,417
TIF PROPERTY TAX	-	98,733	139,000	72,841	268,372	244,385
PROGRAM INCOME		-	-	20,232	20,232	-
INTEREST EARNINGS	18,225	2,519	500	897	1,000	250
TRANSFERS IN	139,576	-	-	-	-	-
Total Available	950,059	907,128	941,943	93,970	1,052,549	1,002,052
LEGAL & ADMIN FEES	-	-	-	10,219	15,000	10,000
TIF PASS THROUGH PAYMENTS	-	-	-	2,775	147,500	316,385
DEBT SERVICE	144,183	144,183	128,890	72,840	132,633	111,573
Total Debt Service Expenditures	144,183	144,183	128,890	85,834	295,133	437,958
Accrual Adjustment						
Total Adjusted Expenditures	144,183	144,183	128,890	85,834	295,133	437,958
Cash Balance, September 30	805,876	762,945	813,053		757,417	564,094

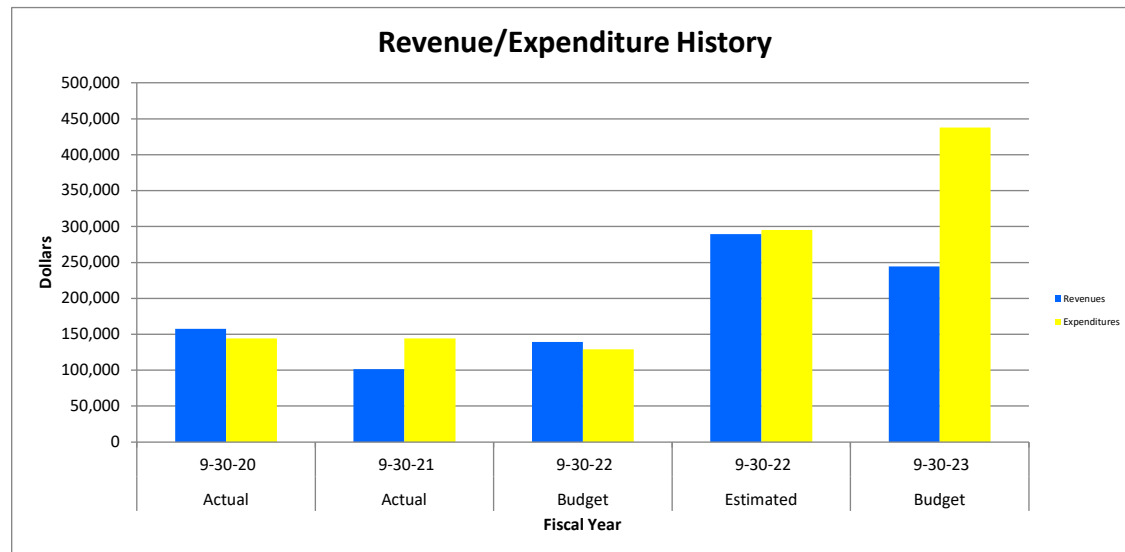
Debt Service Fund

The Debt Service Fund is used to retire the long-term debt obligations of the City. This fund is used to service general obligation and bank lending debt.

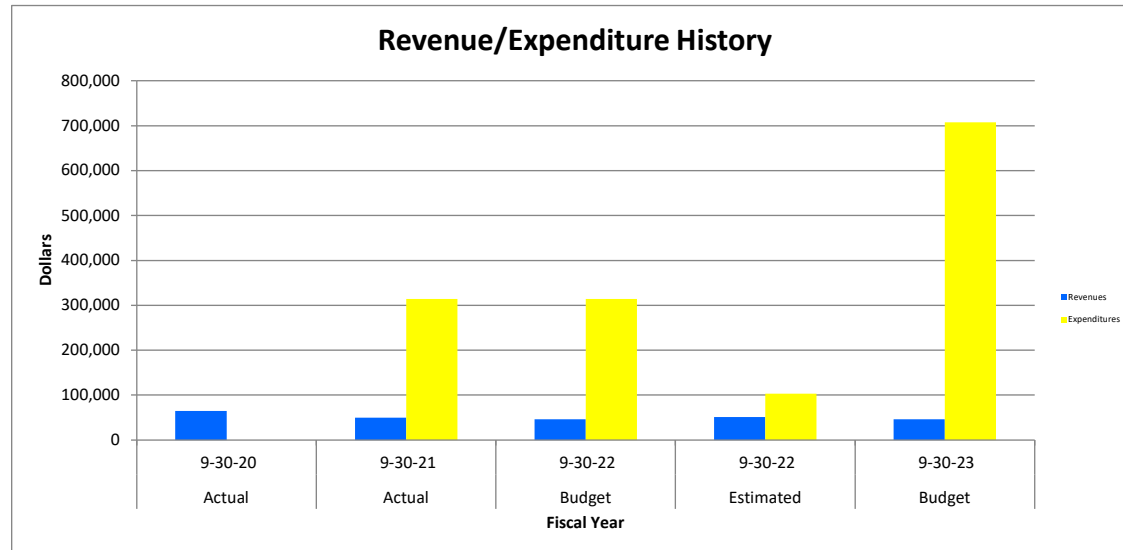
Nebraska does not have a statutory limit on a City's level of outstanding general obligation debt.

The Debt Service Fund is also used to track the construction and financing of Tax-Increment Financing (TIF) projects, from the planning stage through the payoff of the bond issued to finance the project.

Cobblestone Hotel & Suites - Downtown Gering



	Actual 9-30-20	Actual 9-30-21	Adopted Budget 9-30-22	Six Month Actual 9-30-22	Estimated Actual 9-30-22	Approved Budget 9-30-23
Cash Balance, October 1	1,802,081	1,866,727	1,561,024		1,602,191	1,550,097
MISCELLANEOUS REVENUE	3,000	-	-	3,000	2,000	-
INTEREST EARNINGS	16,225	4,043	1,000	1,975	3,658	1,000
TRANSFERS IN	45,421	45,421	45,421	22,462	45,421	45,421
Total Available	1,866,727	1,916,191	1,607,445	27,437	1,653,270	1,596,518
OPERATING SUPPLIES	-	-	12,000	7,627	7,627	10,000
CAPITAL OUTLAY	-	314,000	302,500	53,797	95,546	697,616
TRANSFERS OUT	-	-	-	-	-	-
Total Sinking Fund Expenditures	-	314,000	314,500	61,423	103,173	707,616
Accrual Adjustment						
Total Adjusted Expenditures	-	314,000	314,500	61,423	103,173	707,616
Cash Balance, September 30	1,866,727	1,602,191	1,292,945		1,550,097	888,902



Sinking Fund

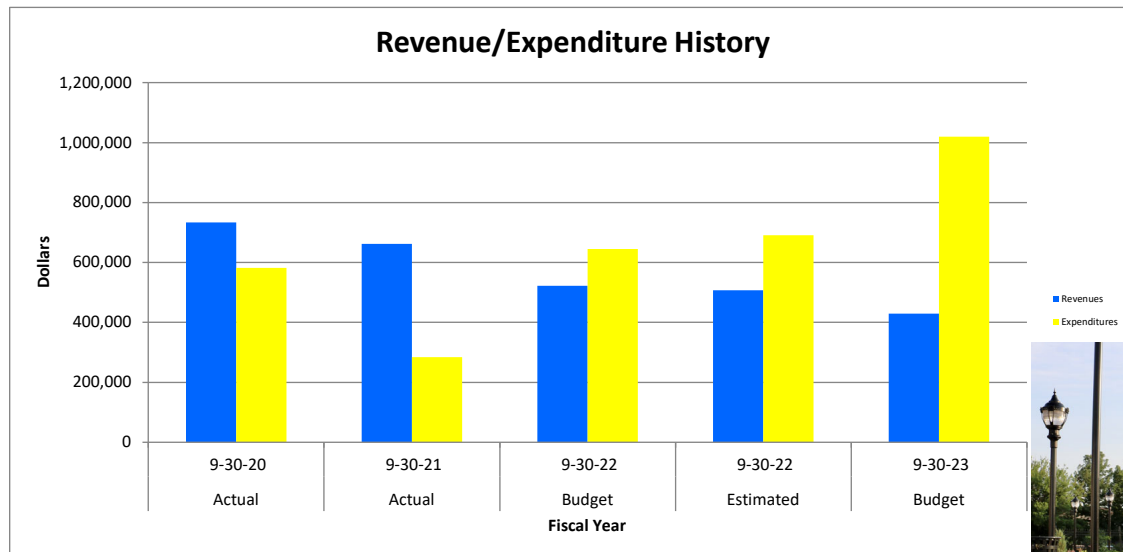
This fund was created to allow for the purchase of equipment items for the Administration, Library, Parks and Recreation departments.

Examples of these purchases include vehicles, copiers, mowers, gators and other capital items.

This fund will allow the City to make purchases and replace equipment per a schedule rather than via capital lease.



	Actual 9-30-20	Actual 9-30-21	Adopted Budget 9-30-22	Six Month Actual 9-30-22	Estimated Actual 9-30-22	Approved Budget 9-30-23
Cash Balance, October 1	581,948	734,530	906,109		1,113,420	929,401
TIF PROPERTY TAX	333,083	248,336	220,000	31,520	109,150	69,500
CITY SALES TAX	324,653	380,848	301,816	168,924	396,515	360,000
PROGRAM REVENUE	35,290	12,900	-	-	-	-
INTEREST EARNINGS	11,211	2,204	500	1,062	1,075	100
GRANTS/DONATION REVENUE	30,000	18,000	-	-	-	-
Total Available	1,316,185	1,396,819	1,428,425	201,506	1,620,160	1,359,001
OPERATIONS & MAINTENANCE	25,326	8,808	15,000	-	15,000	35,000
CAPITAL OUTLAY	130,414	97,801	424,732	493,464	500,000	-
TIF PASS THROUGH PAYMENTS	36,175	116,304	70,000	30,634	40,134	695,820
TRANSFERS OUT	311,438	135,625	135,625	67,812	135,625	288,799
Total Downtown Development Expenditures	503,353	358,538	645,357	591,911	690,759	1,019,619
Accrual Adjustment	78,302	(75,140)				
Total Adjusted Expenditures	581,655	283,398	645,357	591,911	690,759	1,019,619
Cash Balance, September 30	734,530	1,113,420	783,068		929,401	339,382



Downtown Development Fund

The Downtown Development Fund is funded by sales tax revenues that are used to enhance and develop the downtown corridor in the City of Gering.



Downtown Plaza



Tourism Fund – Gering Visitors Bureau

City of Gering - Department of Tourism operates as the Gering Visitors Bureau; Gering's destination marketing organization (DMO). As Gering's DMO; we play the key role in the long-term development of Gering as a destination by formulating and implementing an effective travel and tourism strategy. For the visitor, Gering's DMO serves as a gateway to our destination. We offer the most current information about Gering's attractions, services and tourism amenities. The Department of Tourism/Gering Visitors Bureau is a one-stop-shop, maintaining a physical presence as well as an on-line presence where visitors can engage with staff, obtain maps, brochures, information, promotional literature and magazines and assistance in planning what to see and do during a visitor's stay in Gering and to encourage potential visitors to choose Gering as a destination.

Gering has a long history of investment in and the development of tourism infrastructure and facilities; the Gering Civic Center, Five Rocks Amphitheater, Robidoux RV Park, Monument Shadows Golf Course, Oregon Trail Ballpark Stadium, Dome Rock Diamonds and the Gering Civic Plaza. It is the Gering Visitors Bureau's responsibility promote Gering's tourism assets; focusing primarily on group business as our primary target markets. Conventions, meetings, conferences, group motorcoach tours and sports-recreation tourism have the highest return on investment for Gering. Annually; the Bureau develops and implements an aggressive destination marketing plan to encourage associations, meeting planners, group tour operators and sports organizations to say "yes" to Gering. Resulting in tourism visitations, overnight stays and valuable tourism expenditures coming into the City of Gering and the area. Tourism serves as a primary economic driver for Gering and contributes to the overall quality of life for Gering residents and businesses.

The Gering Visitors Bureau offices and year-round Visitors Information Center are conveniently located inside the Gering Civic Center; at the entrance to the tourism corridor of Gering in close proximity to lodging facilities, Scotts Bluff National Monument, Legacy of the Plains Museum, Gering Civic Plaza, Oregon Trail Ballpark, Dome Rock Diamonds and the downtown Gering business community. By plan; the Department of Tourism operates at the center of all tourism activity; our marketing strategies bring visitors here and the Bureau serves as the heart of hospitality and service to ensure each guest has memorable experiences in Gering. Gering's travel, tourism and hospitality are filled with stories just waiting to be told; the Department of Tourism and Gering Visitors Bureau tells the stories that invite, encourage and inspire visitor markets to choose our destination.

Our brand; **In Gering, we go the extra mile!**



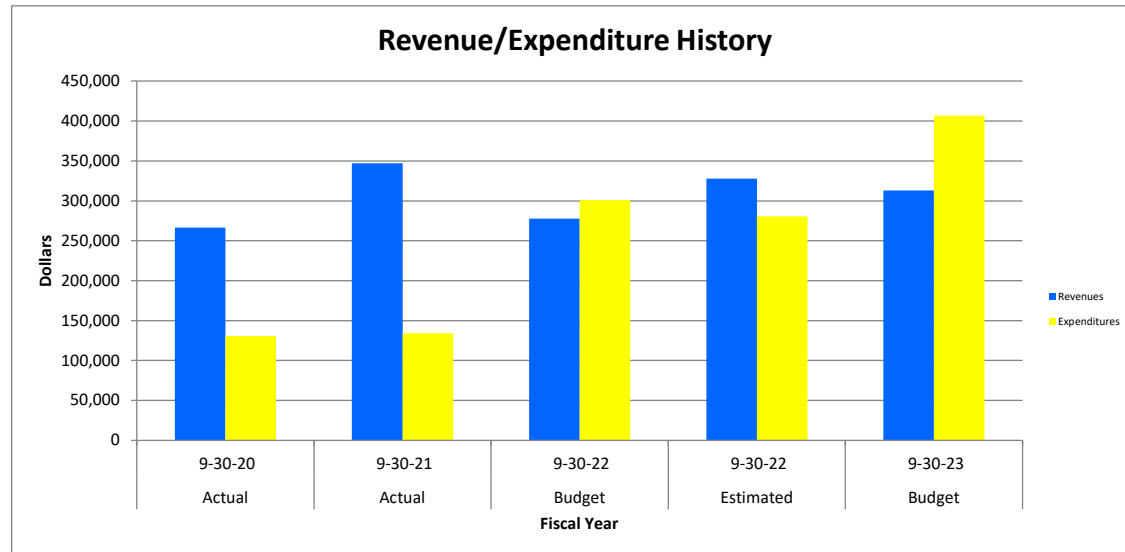
Scotts Bluff National Monument



Old West Balloon Fest-National Balloon Championship

	Actual 9-30-20	Actual 9-30-21	Adopted Budget 9-30-22	Six Month Actual 9-30-22	Estimated Actual 9-30-22	Approved Budget 9-30-23
Cash Balance, October 1	243,813	379,528	746,412		592,493	639,835
HOTEL OCCUPATION TAX	44,550	74,282	50,000	29,260	60,000	65,000
CITY SALES TAX	216,435	253,899	201,211	112,616	264,344	240,000
PROGRAM REVENUE	2,849	14,076	26,000	-	2,800	7,000
INTEREST EARNINGS	2,562	1,091	500	777	800	800
MISCELLANEOUS REVENUE	-	3,884	150	15	100	100
Total Available	510,209	726,760	1,024,273	142,668	920,537	952,735
PERSONNEL SERVICES	94,486	97,813	131,409	63,943	133,608	144,816
OPERATIONS & MAINTENANCE	44,934	30,757	169,747	27,734	147,095	170,687
CAPITAL OUTLAY	-	500	-	-	-	91,500
TRANSFERS OUT	-	3,000	-	-	-	-
Total Tourism Expenditures	139,420	132,070	301,156	91,677	280,703	407,003
Accrual Adjustment	(8,739)	2,197				
Total Adjusted Expenditures	130,681	134,267	301,156	91,677	280,703	407,003
Assigned fund balance - Hotel Occupation Tax	58,417	132,699	182,699		192,699	257,699
UNASSIGNED CASH BALANCE	321,111	459,794	540,418		447,136	318,033
Cash Balance, September 30	379,528	592,493	723,117		639,835	545,732

	9-30-19	9-30-20	9-30-21	9-30-22	9-30-23
Full - Time	1	1	1	1	1
Part - Time	-	-	-	-	-



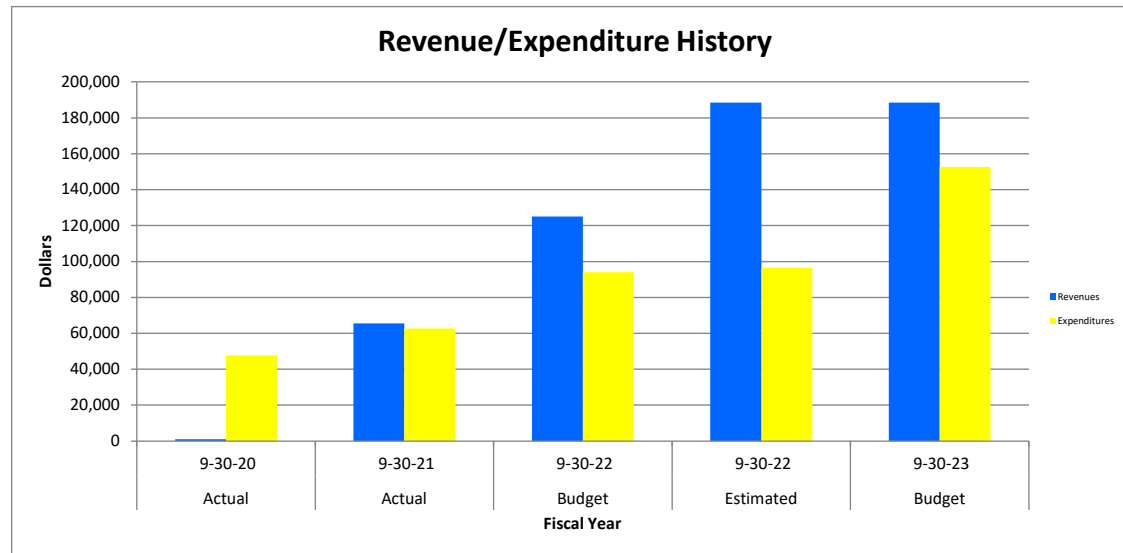
Oregon Trail Days Parade

Tourism Fund

The Tourism Fund is funded by sales tax revenues and hotel lodging occupation taxes that are used to promote and support tourism and related activities in and around the in the City of Gering.



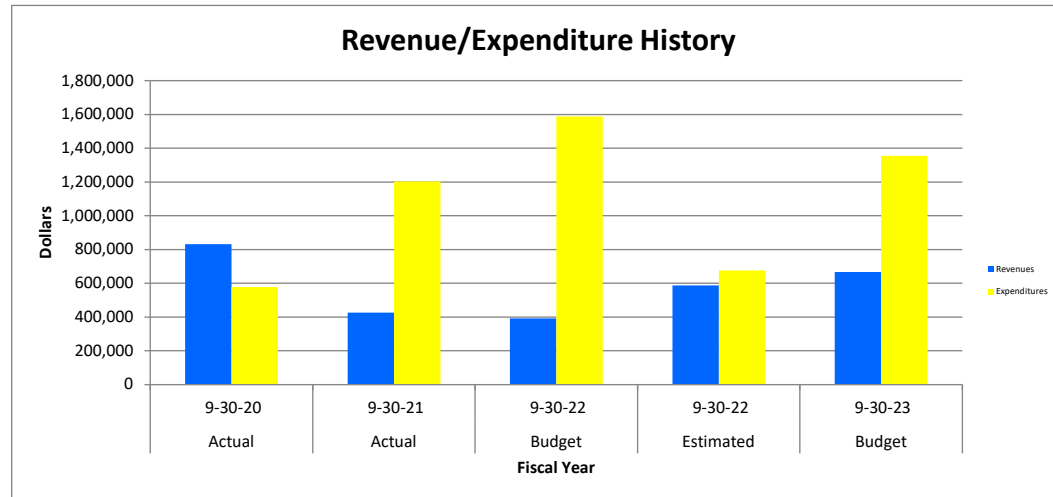
	Actual 9-30-20	Actual 9-30-21	Adopted Budget 9-30-22	Six Month Actual 9-30-22	Estimated Actual 9-30-22	Approved Budget 9-30-23
Cash Balance, October 1	14,714	(32,040)	(30,785)		(29,130)	62,906
RENTAL INCOME	-	-	125,000	98,564	188,000	188,000
TRANSFER IN FROM GENERAL FUND	-	62,000	-	-	-	-
FARM INCOME	-	2,373	-	-	-	-
INTEREST EARNINGS	13	-	-	9	10	10
MISCELLANEOUS REVENUE	991	1,219	-	427	500	500
Total Available	15,718	33,552	94,215	98,999	159,380	251,416
PERSONNEL SERVICES	22,773	39,656	48,872	17,916	49,951	44,706
OPERATIONS & MAINTENANCE	25,331	21,991	45,174	17,366	46,523	71,936
CAPITAL OUTLAY	-	-	-	-	-	36,000
Total RV Park Expenditures	48,104	61,647	94,046	35,282	96,474	152,642
Accrual Adjustment	(346)	1,035				
Total Adjusted Expenditures	47,758	62,682	94,046	35,282	96,474	152,642
Cash Balance, September 30	(32,040)	(29,130)	169		62,906	98,774



RV Park Fund

The RV Park Fund is funded by user rental fees at the Roubidoux RV Park. Fees are used to support the maintenance and operation of the 15 acre RV Park on a year-round basis. There are 50 RV sites, an event room with a kitchen available for rent, basketball court, playground and other amenities. High tourism season is from April 1st to October 1st sites filled range from 50%- 60% on weekdays and 80%-100% on weekends.

	Actual 9-30-20	Actual 9-30-21	Adopted Budget 9-30-22	Six Month Actual 9-30-22	Estimated Actual 9-30-22	Approved Budget 9-30-23
Cash Balance, October 1	1,302,131	1,555,289	1,197,503		778,020	688,534
LB840 SALES TAX	300,000	300,000	300,000	281,540	300,000	300,000
FARM REVENUE	15,376	19,254	-	-	8,000	8,000
LOAN REPAYMENTS	90,887	96,272	84,135	203,583	242,835	89,005
INTEREST INCOME	20,682	10,612	7,992	7,374	13,429	11,423
GRANT REVENUE	-	-	-	-	-	150,000
SALE OF ASSETS	404,336	-	-	-	-	-
PROGRAM INCOME	-	-	-	22,500	22,500	-
TRANSFER IN FROM DOWNTOWN DEVELOPMENT	-	-	-	-	-	108,799
Total Available	2,133,412	1,981,426	1,589,630	514,997	1,364,784	1,355,761
CONTRACTUAL SERVICES	144,212	92,406	90,751	58,592	95,250	105,750
INDUSTRIAL PARK	212,208	176,204	166,850	13,042	180,000	15,000
FARM EXPENSE	11,389	3,213	-	-	1,000	1,000
GRANT EXPENSE	-	-	-	-	-	150,000
LAND BANK	-	-	100,000	-	-	-
ECONOMIC DEVELOPMENT	275,505	866,808	1,232,029	25,000	400,000	1,084,011
Total LB840 Expenditures	643,314	1,138,631	1,589,630	96,634	676,250	1,355,761
Accrual Adjustment	(65,191)	64,775				
Total Adjusted Expenditures	578,123	1,203,406	1,589,630	96,634	676,250	1,355,761
Cash Balance, September 30	1,555,289	778,020	-		688,534	0



Hotel 21, 10th Street Gering

LB 840 Fund

The LB840 Fund receives revenues and funds projects as part of the City's LB840 Economic Development Program. This program, authorized under the Nebraska Local Option Municipal Economic Development Act of 1991, allows sales tax receipts to be specifically earmarked for economic development activities.

The intent of the program is to create jobs in and around the City of Gering. Eligible businesses include those in manufacturing, interstate commerce, value-added agriculture and telecommunications. Monies may be used to provide job credits, buy land and retain technical expertise on behalf of an eligible business.

The LB840 program is administered by the City Manager, who receives guidance and oversight from citizen committees. The City Council retains the final authority for disbursement of funds. The LB840 program sunsets in March, 2030.

	Actual 9-30-20	Actual 9-30-21	Adopted Budget 9-30-22	Six Month Actual 9-30-22	Estimated Actual 9-30-22	Approved Budget 9-30-23
Cash Balance, October 1	769,866	809,059	841,859		843,332	845,881
GRANT REVENUE	169,456	-	-	-	-	-
PROPERTY TAX	31,794	32,317	31,500	725	1,449	-
LB357 SALES TAX	-	-	-	-	-	350,000
INTEREST EARNINGS	7,399	1,956	500	1,056	1,100	50
Total Available	978,515	843,332	873,859	1,780	845,881	1,195,931
CAPITAL IMPROVEMENTS	-	-	-	-	-	232,000
TIF PASS THROUGH PAYMENTS	-	-	-	-	-	305,000
TRANSFERS OUT	169,456	-	-	-	-	477,024
Total Capital Project Expenditures	169,456	-	-	-	-	1,014,024
Accrual Adjustment						
Total Adjusted Expenditures	169,456	-	-	-	-	1,014,024
Cash Balance, September 30	809,059	843,332	873,859		845,881	181,907



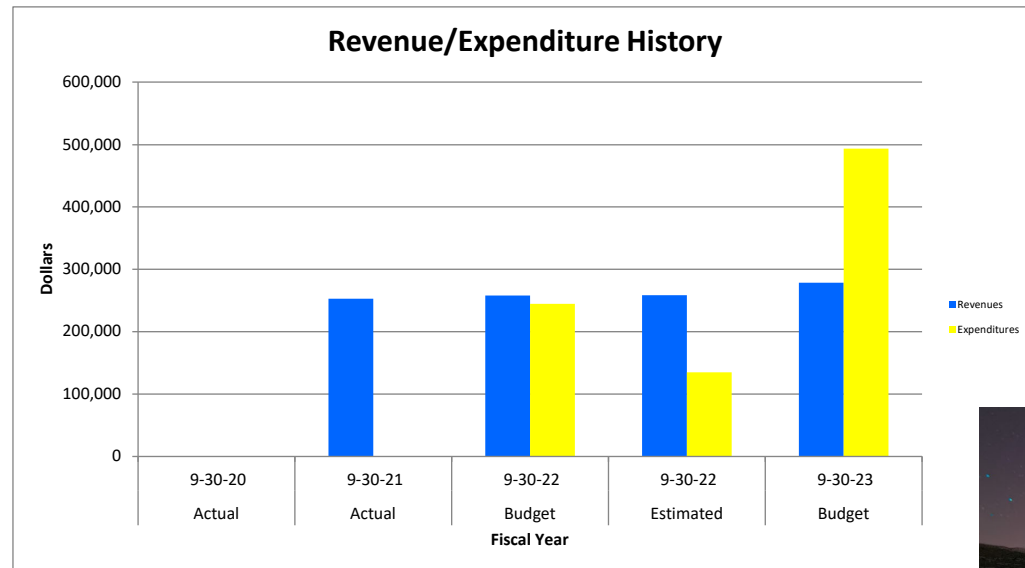
Capital Projects Fund

In the past this fund was utilized for various development projects funded through various grant programs and Tax Increment Financing. The majority of these development projects have been completed and the bond indebtedness has been paid in full.

In May 2022, the citizens of the City of Gering elected to increase the City's Local Option Sales Tax by one half-cent. This half-cent sales tax is to be dedicated to pay bond indebtedness on infrastructure projects within the City – more specifically streets, water and sewer infrastructure projects.

The additional half-cent sales tax will become effective October 1, 2022 and will sunset upon payment in full of any bond issuances related to specified projects. The Capital Projects Fund will be used to segregate the revenues generated from the half cent sales tax and for tracking and payment of bond indebtedness.

	Actual 9-30-20	Actual 9-30-21	Adopted Budget 9-30-22	Six Month Actual 9-30-22	Estimated Actual 9-30-22	Approved Budget 9-30-23
Cash Balance, October 1	-	-	143,030		252,947	376,484
PROPERTY TAX	-	252,717	257,952	64,588	257,952	278,319
INTEREST EARNINGS	-	230	50	323	330	50
Total Available	-	252,947	401,032	64,911	511,229	654,853
FIRE DEPARTMENT	-	-	131,052	21,052	21,052	300,141
POLICE DEPARTMENT	-	5,601	113,693	24,359	113,693	193,411
Total Public Safety Expenditures	-	5,601	244,745	45,410	134,745	493,551
Accrual Adjustment	-	(5,601)				
Total Adjusted Expenditures	-	-	244,745	45,410	134,745	493,551
Cash Balance, September 30	-	252,947	156,287		376,484	161,301



Public Safety Fund

The Public Safety Fund was established for the purposes of “purchasing and maintaining public safety equipment, including, but not limited to, vehicles or rescue or emergency first-aid equipment for a fire or police department..., for purchasing real estate for fire or police station quarters or facilities, for erecting, building, altering, or repairing fire or police station quarters or facilities, for purchasing, installing, and equipping an emergency alarm or communication system, or for paying off bonds.”




Photo courtesy of Lindsey Keller

The Street Department is composed of a Transportation Superintendent, Transportation Coordinator, Heavy Equipment Operator and two Equipment Operators.

The Transportation Superintendent carries a Class A City Street Superintendents License. The license promotes competency in planning and administration for efficient management, operation and control of local highways, roads and street. The license is renewed every three years.

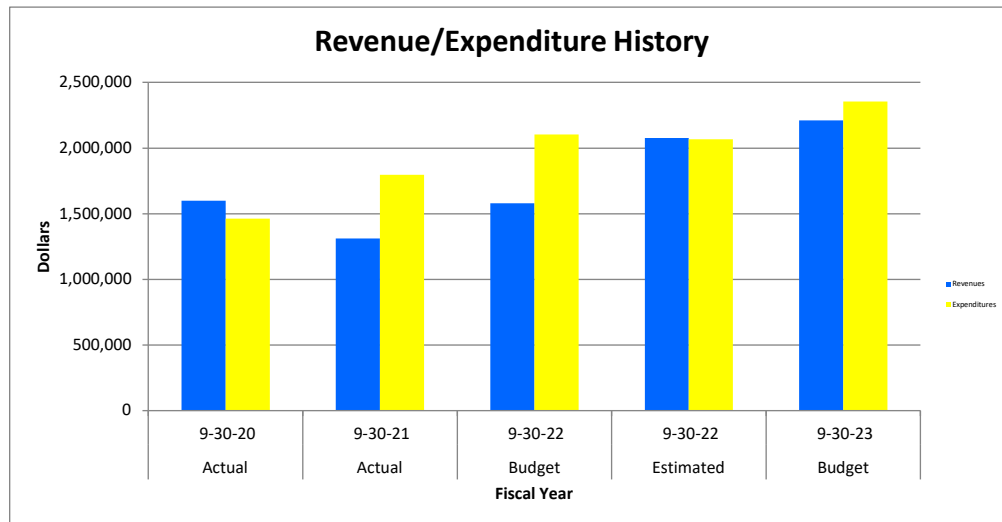
The Street Department is responsible for snow removal, street repairs, crack sealing and replacement. The Department paints striping for streets and crosswalks, sweeps streets and installs signs. The Department will spray for mosquitoes and control the snow and ice on streets. During construction projects or special events, they will barricade streets and or alleys when needed.

Mill and overlay projects will continue form year to year. The mill and overlay process is to rejuvenate asphalt road which makes smoother road for public to travel on. Chip seal projects will continue from year to year as well.

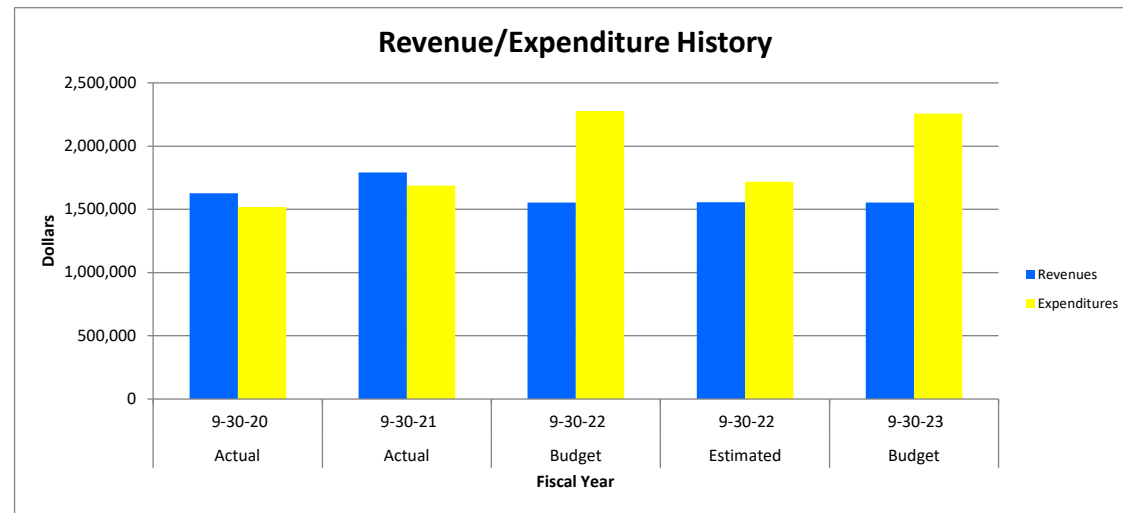


	Actual 9-30-20	Actual 9-30-21	Adopted Budget 9-30-22	Six Month Actual 9-30-22	Estimated Actual 9-30-22	Approved Budget 9-30-23
Cash Balance, October 1	1,017,693	1,154,388	771,011		670,580	681,092
HIGHWAY USER TAX	1,010,584	770,035	1,016,523	953,592	1,523,873	1,153,523
MOTOR VEHICLE FEES	75,365	41,761	70,000	54,165	70,000	70,000
LOCAL OPTION SALES TAX	323,828	319,347	312,000	145,835	309,574	310,000
INTERGOVERNMENTAL & GRANTS	6,000	177,369	178,861	169,350	169,350	196,361
MISCELLANEOUS REVENUES	3,758	1,074	500	-	3,500	3,500
INTEREST INCOME	10,696	2,841	1,000	1,240	1,300	1,000
TRANSFERS FROM OTHER FUNDS	169,456	-	-	-	-	477,024
Total Available	2,617,380	2,466,815	2,349,895	1,324,181	2,748,177	2,892,501
PERSONNEL SERVICES	542,047	607,355	697,377	321,339	717,113	770,181
OPERATIONS & MAINTENANCE	428,008	457,287	1,040,148	202,973	1,031,727	559,055
CAPITAL OUTLAY	547,706	725,320	367,500	259,979	318,245	1,026,000
Total Streets Expenditures	1,517,761	1,789,963	2,105,025	784,291	2,067,085	2,355,236
Accrual Adjustment	(54,769)	6,272				
Total Adjusted Expenditures	1,462,992	1,796,235	2,105,025	784,291	2,067,085	2,355,236
Cash Balance, September 30	1,154,388	670,580	244,870		681,092	537,265

	9-30-19	9-30-20	9-30-21	9-30-22	9-30-23
Full - Time	6	6	6	6	6
Part - Time	-	-	-	-	-



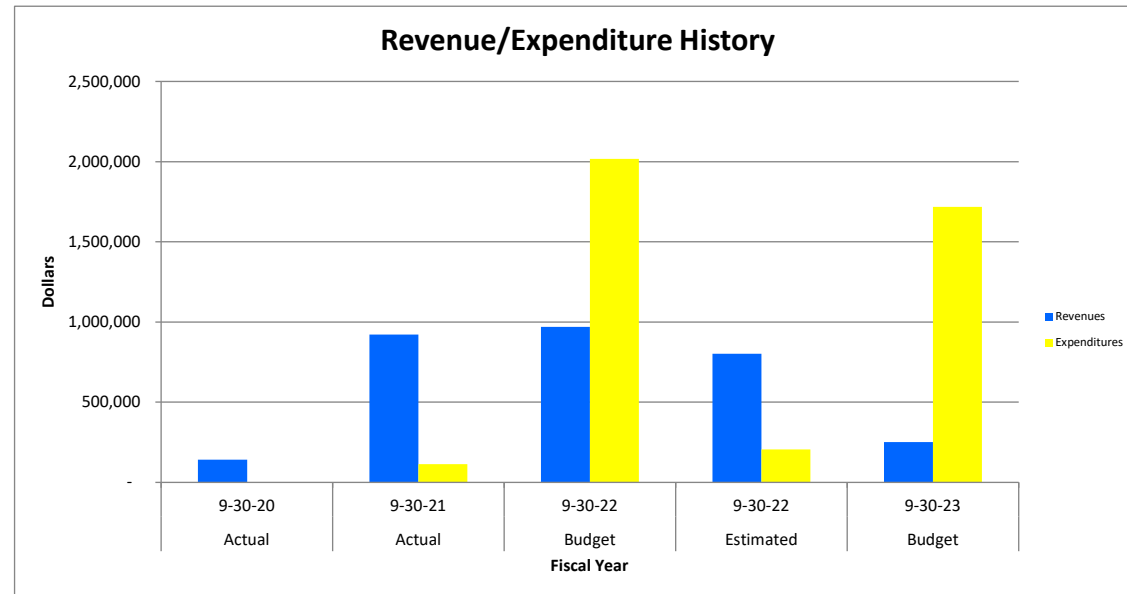
	Actual 9-30-20	Actual 9-30-21	Adopted Budget 9-30-22	Six Month Actual 9-30-22	Estimated Actual 9-30-22	Approved Budget 9-30-23
Cash Balance, October 1	1,337,622	1,444,648	1,322,472		1,546,959	1,382,659
KENO PROCEEDS	1,591,745	1,782,769	1,550,000	928,409	1,550,000	1,550,000
INTEREST EARNINGS	29,198	2,978	1,000	926	1,200	1,000
UNCLAIMED WINS	5,794	5,976	4,500	1,996	4,500	4,500
Total Available	2,964,359	3,236,370	2,877,972	931,331	3,102,659	2,938,159
STATE TAXES	31,834	36,576	65,000	18,568	35,000	35,000
PAYOUTS TO WINNERS	1,174,840	1,344,239	1,250,000	669,270	1,250,000	1,250,000
OPERATOR'S SHARE	95,504	106,966	100,000	55,704	110,000	110,000
CONTRACTOR'S SHARE	123,360	138,164	125,000	71,951	125,000	125,000
COMMUNITY BETTERMENT	59,560	94,162	735,000	10,248	200,000	135,000
CAPITAL OUTLAY	-	-	-	-	-	600,000
LEGAL FEES	-	1,415	3,000	-	-	3,000
MISCELLANEOUS	-	2	100	-	-	-
TRANSFER OUT	30,338	-	-	-	-	-
Total Keno Expenditures	1,515,436	1,721,524	2,278,100	825,742	1,720,000	2,258,000
Accrual Adjustment	4,275	(32,113)				
Total Adjusted Expenditures	1,519,711	1,689,411	2,278,100	825,742	1,720,000	2,258,000
Cash Balance, September 30	1,444,648	1,546,959	599,872		1,382,659	680,159



KENO Fund

The KENO Fund receives royalty revenue from the operation of Scotts Bluff County approved KENO facilities in the City of Gering. Pursuant to State statute, these funds may be used for "community betterment" purposes.

	Actual 9-30-20	Actual 9-30-21	Adopted Budget 9-30-22	Six Month Actual 9-30-22	Estimated Actual 9-30-22	Approved Budget 9-30-23
Cash Balance, October 1	-	141,858	1,058,375	-	950,975	1,546,838
INTERGOVERNMENTAL & GRANTS	-	719,278	719,278	-	719,278	-
INSURANCE PROCEEDS	141,858	195,828	-	81,108	81,108	-
MISCELLANEOUS SPECIAL PROJECT REVENUES	-	6,625	250,000	-	-	250,000
INTEREST EARNINGS	-	981	100	1,230	1,300	500
Total Available	141,858	1,064,570	2,027,753	82,338	1,752,661	1,797,338
INSURANCE REPAIRS/REPLACE	-	144,811	300,000	9,815	200,000	-
SPECIAL PROJECTS EXPENDITURES	-	-	280,000	5,823	5,823	280,000
GRANT EXPENSE	-	-	1,438,556	-	-	1,438,556
CAPITAL OUTLAY	-	-	-	-	-	-
Total Special Projects Expenditures	-	144,811	2,018,556	15,638	205,823	1,718,556
Accrual Adjustment	-	(31,216)	-	-	-	-
Total Adjusted Expenditures	-	113,595	2,018,556	15,638	205,823	1,718,556
Cash Balance, September 30	141,858	950,975	9,197	-	1,546,838	78,782

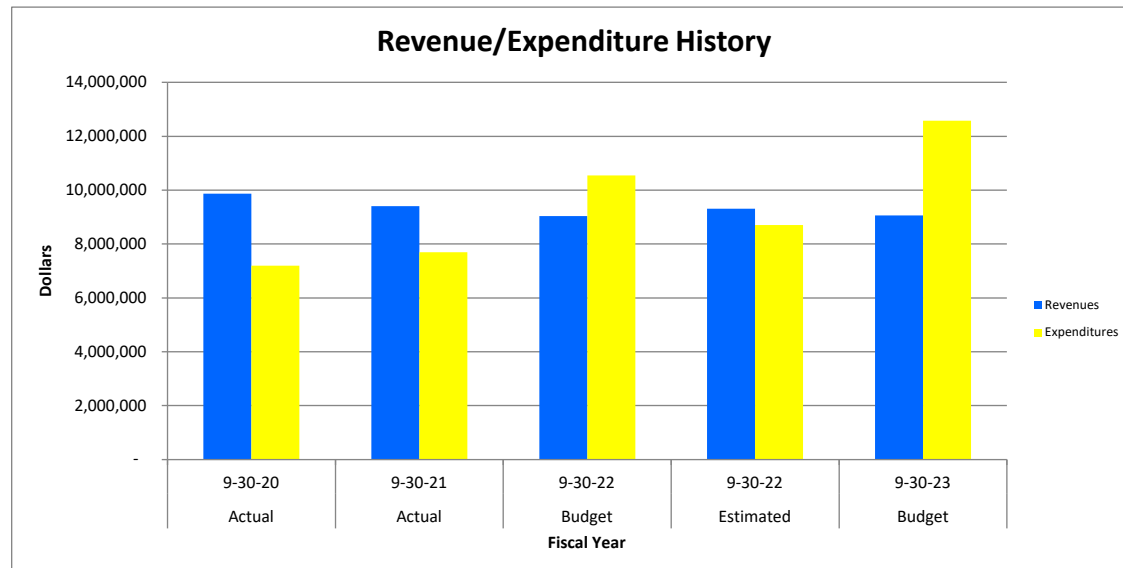


Special Projects Fund

The Special Projects Fund is a “catch-all” fund for projects which do not fit neatly into other funds. Typically, projects in this fund are the result of reimbursement grants, transfers from other funds, or other revenues which are specifically tied to a particular expenditure. A significant sum is usually included in the “Miscellaneous” expenditure and revenue accounts of the fund to allow any unanticipated activity to fit under the authorized budget.

	Actual 9-30-20	Actual 9-30-21	Adopted Budget 9-30-22	Six Month Actual 9-30-22	Estimated Actual 9-30-22	Approved Budget 9-30-23
Cash Balance, October 1	6,922,295	9,595,973	10,835,907		11,307,779	11,915,932
SALES & SERVICE	9,702,131	9,372,463	9,005,000	4,468,810	9,250,000	9,005,000
INTEREST EARNINGS	105,451	21,426	15,000	47,943	50,000	50,000
MISCELLANEOUS REVENUE	63,481	19,516	20,000	10,472	11,000	10,000
TRANSFERS IN	1,327	-	-	-	-	-
Total Available	16,794,685	19,009,378	19,875,907	4,527,225	20,618,779	20,980,932
PERSONNEL SERVICES	1,057,590	989,711	1,087,557	487,290	1,081,738	1,261,038
OPERATIONS & MAINTENANCE	608,192	635,831	786,113	390,843	831,259	920,540
POWER PURCHASED	3,337,829	3,611,865	4,428,000	1,793,748	3,700,000	4,400,000
CAPITAL OUTLAY	-	64,267	1,219,000	196,061	864,850	2,990,000
TRANSFER TO OTHER FUNDS	2,135,405	2,194,492	2,280,000	1,096,939	2,225,000	2,260,000
CONTINGENCY	-	-	750,000	-	-	750,000
Total Electric Fund	7,139,016	7,496,166	10,550,670	3,964,881	8,702,847	12,581,578
Accrual Adjustment	59,696	205,433				
Total Adjusted Expenditures	7,198,712	7,701,599	10,550,670	3,964,881	8,702,847	12,581,578
Cash Balance, September 30	9,595,973	11,307,779	9,325,237		11,915,932	8,399,354


	9-30-19	9-30-20	9-30-21	9-30-22	9-30-23
Full - Time	9	9	9	9	9
Part - Time	-	-	-	-	-



Electric Fund

The Electric Fund is an enterprise fund provided for the operation of the City-owned electrical distribution infrastructure.

There is approximately 75 miles of primary electrical lines. The daily average is approximately 230,000 KW. There are three bucket trucks, two digger trucks and three service pickups. There are eight substations. There are approximately 4,000 electric customers.



Mission Statement

The Gering Water Department's Mission is to provide a safe continuous supply of water for public use and fire protection to the residents of the City of Gering and Terrytown.

The water department is made up of a total of seven operators and maintenance staff. The operators are required to have a minimum of a grade four Water Operator License through the State of Nebraska Health and Human Services.



Water main repair on I Street



Gueck Meter Station

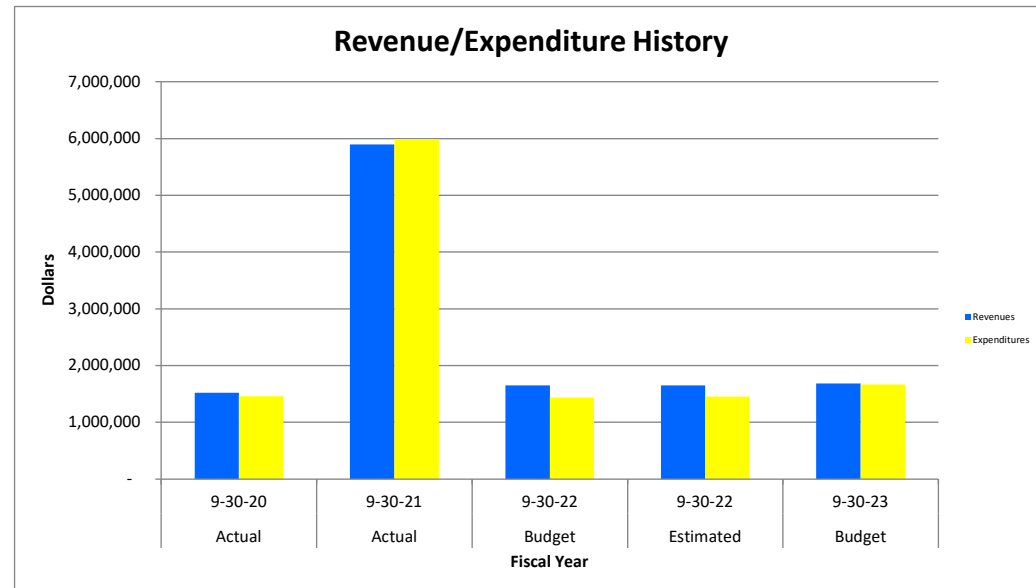


The water department serves approximately 9,500 people. There is a total of nine wells. The smallest well pumps about 1,000 gallons per minute and the largest well pumps approximately 1,900 gallons per minute. Four of the wells are located five miles northwest of Gering and about a mile north of the Riverview Golf Course. The other five wells are in the north part of Gering near the North Platte River. There are three 1.0-million-gallon storage tanks for water storage. One of the water storage tanks is for blending and the other two are for storage on the distribution system. The water is blended with chlorine and fluoride to improve water quality. The water departments meet all federal Safe Drinking Water Act regulations.

The average daily water pumped is 2.4 million gallons per day. In the summer months, approximately 6.5 million gallons of water is pumped per day. On average 50% of the water pumped, annually is used for lawn irrigation. The water systems pumping capacity is 14.4 million gallons of water per day. We have approximately 75 miles of water mains ranging from 4" through 30". Annually, maintenance is done on over 900 water valves and 447 fire hydrants to ensure they are in correct working order.

	Actual 9-30-20	Actual 9-30-21	Adopted Budget 9-30-22	Six Month Actual 9-30-22	Estimated Actual 9-30-22	Approved Budget 9-30-23
Cash Balance, October 1	189,808	248,660	278,012		155,540	353,290
SALES & SERVICE	1,502,037	1,609,679	1,644,828	668,950	1,645,928	1,681,190
MISCELLANEOUS REVENUES	5,015	8,048	3,000	3,738	3,738	3,000
BOND PROCEEDS	-	4,274,500	-	-	-	-
INTEREST INCOME	11,143	6,082	1,000	950	1,000	500
Total Available	1,708,003	6,146,969	1,926,840	673,637	1,806,206	2,037,980
PERSONNEL COSTS	499,788	544,060	601,847	257,467	703,684	752,219
OPERATIONS & MAINTENANCE	350,361	448,990	369,943	246,624	353,736	466,925
CAPITAL OUTLAY	-	7,598	147,200	20,857	78,060	149,500
DEBT SERVICE	531,095	565,530	317,434	293,794	317,434	299,986
TRANSFERS	69,380	23,000	-	-	-	-
Total Water Expenditures	1,450,624	1,589,178	1,436,424	818,742	1,452,914	1,668,630
Accrual Adjustment	8,719	4,402,251				
Total Adjusted Expenditures	1,459,343	5,991,429	1,436,424	818,742	1,452,914	1,668,630
Cash Balance, September 30	248,660	155,540	490,416		353,290	369,350

	9-30-19	9-30-20	9-30-21	9-30-22	9-30-23
Full - Time	5.5	5.5	5.5	5.5	5.5
Part - Time	-	-	-	-	-



Water Treatment Plant

Mission Statement

To provide the residents of Gering efficient and effective wastewater service. Staff is dedicated to comply and enforce Federal and State environmental regulations.

Gering has approximately 65 miles of sanitary sewer mains. There is five pump stations and a wastewater treatment plant. Most of the wastewater flows by gravity to the wastewater treatment plant. Some wastewater flows to a pumping station and is being pumped to a higher elevation and then it will flow by gravity to the wastewater treatment plant.

The industrial side of the plant has two anaerobic treatment basins where bacteria break down the organic matter. The domestic side of the plant is known as a Sequencing Batch Reactor (accelerated aeration basin). In this basin the industrial and domestic wastewater are combined. There are five cycles of treatment in this basin over a 5-hour period. After this process the decanted wastewater flows through 3 facultative lagoon cells for bacteriological treatment. The treated wastewater must meet Federal and State Clean Water Act Regulations prior to discharge to the North Platte River.



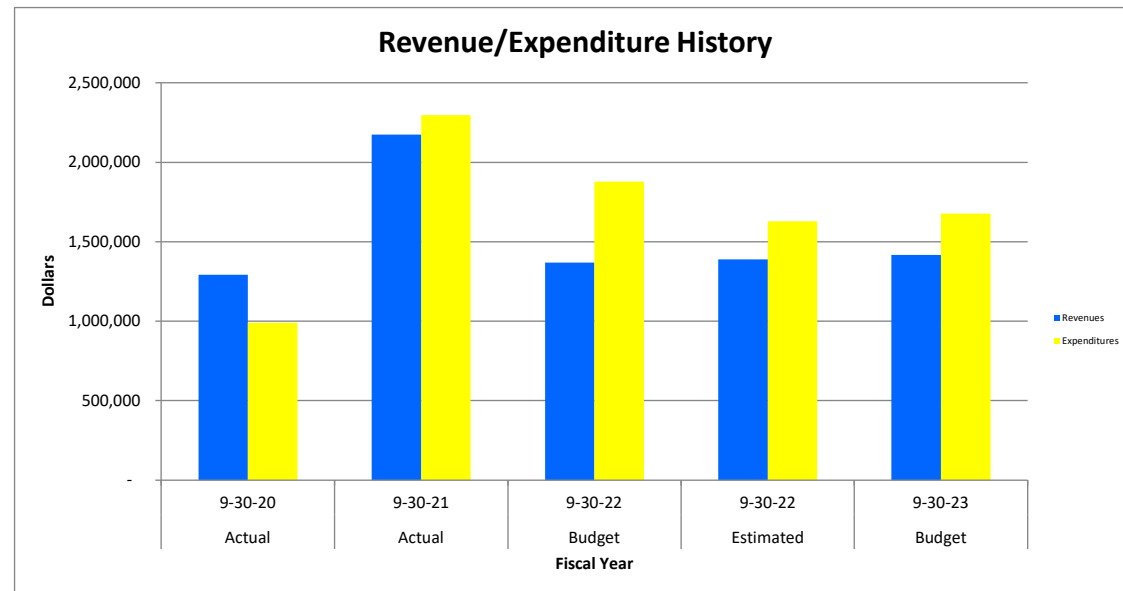
Mike Davies, Public Works Director



Wastewater Pond on U Street

	Actual 9-30-20	Actual 9-30-21	Adopted Budget 9-30-22	Six Month Actual 9-30-22	Estimated Actual 9-30-22	Approved Budget 9-30-23
Cash Balance, October 1	1,174,652	1,476,653	1,409,784		1,354,352	1,115,872
SALES & SERVICE	1,276,148	1,294,147	1,366,125	678,498	1,386,245	1,415,994
MISCELLANEOUS REVENUES	1,352	1,899	500	2,067	2,067	500
INTEREST INCOME	15,383	3,810	2,000	1,277	1,300	1,000
BOND PROCEEDS	-	875,500	-	-	-	-
Total Available	2,467,535	3,652,010	2,778,409	681,841	2,743,964	2,533,366
PERSONNEL COSTS	542,162	576,203	631,743	232,236	678,522	503,848
OPERATIONS & MAINTENANCE	183,611	209,389	347,518	163,359	293,352	459,945
CAPITAL OUTLAY	-	695,580	833,895	236,435	591,200	402,000
DEBT SERVICE	107,863	115,831	65,017	60,175	65,017	61,443
TRANSFERS	127,380	-	-	-	-	-
CONTINGENCY	-	-	-	-	-	250,000
Total Wastewater Expenditures	961,016	1,597,005	1,878,173	692,204	1,628,091	1,677,236
Accrual Adjustment	29,866	700,653				
Total Adjusted Expenditures	990,882	2,297,658	1,878,173	692,204	1,628,091	1,677,236
Cash Balance, September 30	1,476,653	1,354,352	900,236		1,115,872	856,130

	9-30-19	9-30-20	9-30-21	9-30-22	9-30-23
Full - Time	4.5	4.5	4.5	4.5	4.5
Part - Time	-	-	-	-	-



Ted Jenkins, Wastewater Treatment Plant Operator

Mission Statement

The Environmental Services Department is committed to providing the best possible service to all citizens of Cities of Gering, Mitchell, Lyman, Bayard and surrounding areas through responsible solid waste and recycling collections. We will proficiently respond to the citizens needs and deliver quality services to the communities and surrounding areas, we will strive to develop and expand intergovernmental cooperation to help reduce operational cost to all involved.

The Environmental Services Fund provides for the maintenance, operation and capital expenditures of the Environmental Services Department. The Environmental Services Department has two sides; 1. Collection 2. Transfer Station/Landfill.

The Collection side of the Environmental Services Department provides solid waste and yard waste collection to residential, commercial, industrial and institutional customers in each city we service. We offer 3 cy yard construction dumpsters rentals along with our 30cy yard roll-off box rental and 30cy compactor box rental. We repair and replace residential and commercial 3cy dumpsters and 90 gal. roll-out carts, along with providing additional solid waste containers and collections on an individual basis.

The Environmental Services Department also offers recycling collection for residential and commercial customers of the City of Gering. We provide 2 recycle roll-off boxes with in the City of Gering for people who want to recycle and we also provide the City of Bayard with a recycle roll-off box for their residents. The department also offers waste oil recycling at the Baler Building and at different location during the year.



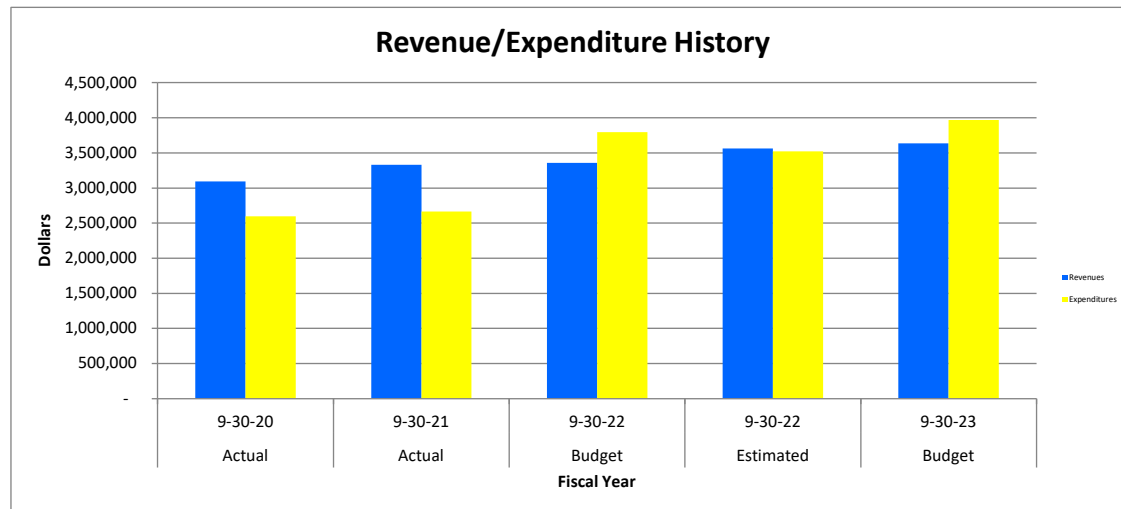
City of Gering Landfill

The Landfill provides solid waste disposal for the Cities of Scottsbluff, Gering, Mitchell, Lyman and Bayard. Along with Construction and Demolition disposal of the surrounding areas. We offer special waste disposal on a limited basis, depending on what the waste is classified as and at additional cost to the customer. We also offer tire disposal to customers, all tires must be off the rim, at an additional cost to the customer.



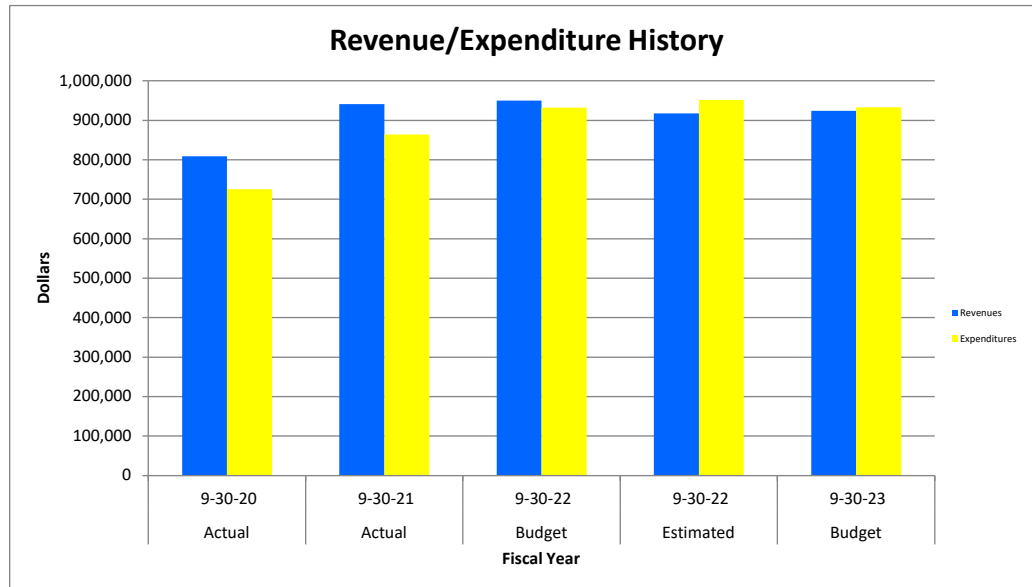
	Actual 9-30-20	Actual 9-30-21	Adopted Budget 9-30-22	Six Month Actual 9-30-22	Estimated Actual 9-30-22	Approved Budget 9-30-23
Cash Balance, October 1	1,726,702	2,222,214	2,902,866		2,887,781	2,930,698
SALES & SERVICE	3,052,321	3,044,309	3,319,639	1,770,636	3,535,100	3,617,000
GAIN ON SALE OF ASSET	-	233,533	-	-	-	-
MISCELLANEOUS REVENUES	9,690	19,935	32,000	21,762	22,012	15,500
INTEREST INCOME	30,860	31,736	5,000	5,081	6,000	5,000
Total Available	4,819,573	5,551,727	6,259,505	1,797,480	6,450,893	6,568,198
PERSONAL SERVICES	1,164,380	1,231,086	1,267,020	589,207	1,344,801	1,446,807
OPERATIONS & MAINTENANCE	1,031,490	874,359	1,168,437	631,252	1,144,837	1,324,707
CAPITAL OUTLAY	-	243,043	1,212,200	344,219	883,000	1,047,399
DEBT SERVICE	143,778	150,918	147,558	3,779	147,558	148,988
TRANSFERS	127,197	35,000	-	-	-	-
Total Environmental Services Expenditures	2,466,845	2,534,406	3,795,215	1,568,457	3,520,196	3,967,901
Accrual Adjustment	130,514	129,540				
Total Adjusted Expenditures	2,597,359	2,663,946	3,795,215	1,568,457	3,520,196	3,967,901
Cash Balance, September 30	2,222,214	2,887,781	2,464,290		2,930,698	2,600,297

	9-30-19	9-30-20	9-30-21	9-30-22	9-30-23
Full - Time	12	12	12	12	14
Part - Time	-	-	-	-	-



	Actual 9-30-20	Actual 9-30-21	Adopted Budget 9-30-22	Six Month Actual 9-30-22	Estimated Actual 9-30-22	Approved Budget 9-30-23
Cash Balance, October 1	(115,627)	(32,041)	49,041		45,145	10,617
FEE INCOME	153,608	275,980	192,500	45,441	186,208	174,700
MEMBERSHIPS	167,076	164,837	188,500	81,248	172,000	175,000
TOURNAMENTS	5,230	20,444	14,500	-	9,500	11,000
PRO SHOP MERCHANDISE	82,852	119,504	110,000	27,235	109,000	110,000
RENTAL INCOME	120,311	48,986	130,400	26,401	123,300	123,400
RESTAURANT RENTAL INCOME	11,072	13,048	24,000	11,271	18,500	25,900
MISCELLANEOUS	20	5,603	500	932	4,000	4,000
INTEREST EARNINGS	18	79	30	4	10	50
TRANSFERS IN	268,633	292,917	290,000	131,939	295,000	300,000
Total Available	693,193	909,356	999,471	324,471	962,663	934,667
PERSONNEL SERVICES	423,744	424,207	484,573	193,866	491,612	495,094
OPERATIONS & MAINTENANCE	257,995	363,201	437,684	179,982	427,900	438,423
CAPITAL OUTLAY	-	500	10,000	-	32,533	-
Total Golf Course Expenditures	681,739	787,909	932,257	373,848	952,046	933,517
Accrual Adjustment	43,495	76,303				
Total Adjusted Expenditures	725,234	864,212	932,257	373,848	952,046	933,517
Cash Balance, September 30	(32,041)	45,145	67,214		10,617	1,150

	9-30-19	9-30-20	9-30-21	9-30-22	9-30-23
Full - Time	4	4	4	4	4
Part - Time	4	4	4	4	4

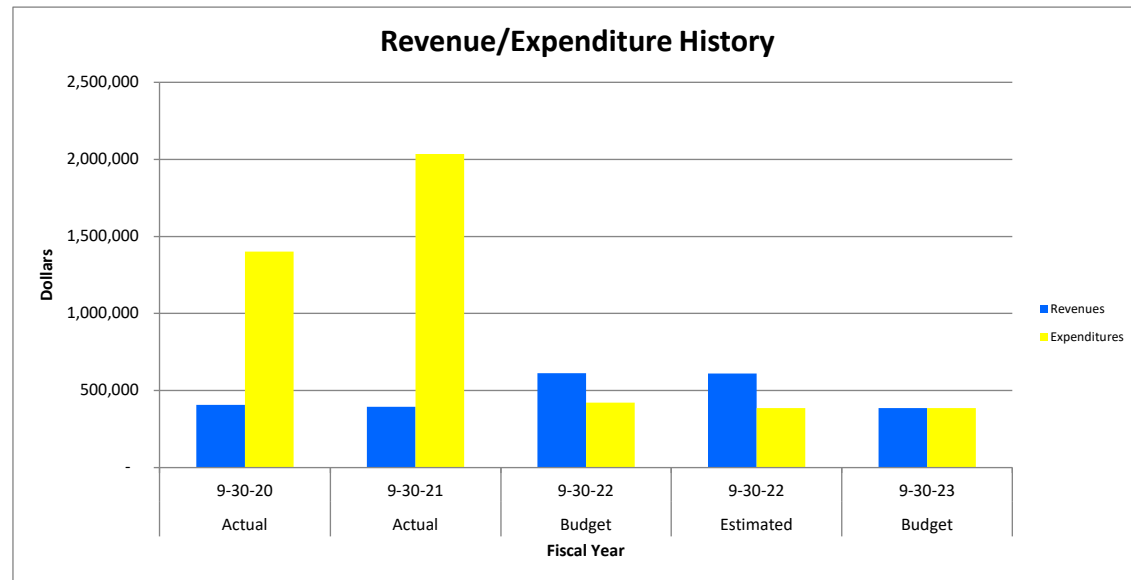


Golf Course Fund

The Golf Course Fund provides for the operations of the Monument Shadows Golf Course and Restaurant. The Monument Shadows Golf Course is an 18 hole course for both beginners and pros for league play, open play an several tournaments throughout the year. A full service pro shop is on site.



	Actual 9-30-20	Actual 9-30-21	Adopted Budget 9-30-22	Six Month Actual 9-30-22	Estimated Actual 9-30-22	Approved Budget 9-30-23
Cash Balance, October 1	2,417,027	1,421,508	(23,026)		(218,536)	6,401
LEASE PAYMENTS	387,000	389,410	384,930	192,465	384,930	385,139
GRANT REVENUE	-	-	225,000	225,000	225,000	-
INTEREST EARNINGS	19,474	5,529	2,000	2	2	-
Total Available	2,823,501	1,816,446	588,904	417,467	391,396	391,540
CONTRACTUAL SERVICES	11,665	4,965	35,500	-	-	-
CAPITAL OUTLAY	1,304,281	1,383,549	-	-	-	-
DEBT SERVICE - PRINCIPAL	270,000	280,000	280,000	280,000	280,000	285,000
DEBT SERVICE - INTEREST	113,620	109,464	104,930	53,640	104,995	100,139
Total Leasing Corporation Expenditures	1,699,566	1,777,978	420,430	333,640	384,995	385,139
Accrual Adjustment	(297,573)	257,005				
Total Adjusted Expenditures	1,401,993	2,034,983	420,430	333,640	384,995	385,139
Cash Balance, September 30	1,421,508	(218,536)	168,474		6,401	6,401



Leasing Corporation Fund

The Leasing Corporation Fund is used to finance the project expenses of capital activities which require lease/purchase financing under Nebraska statutes.

The Gering City Council also serves as the Board of the Gering Leasing Corporation.



Oregon Trail Park Stadium

Civic Center Fund

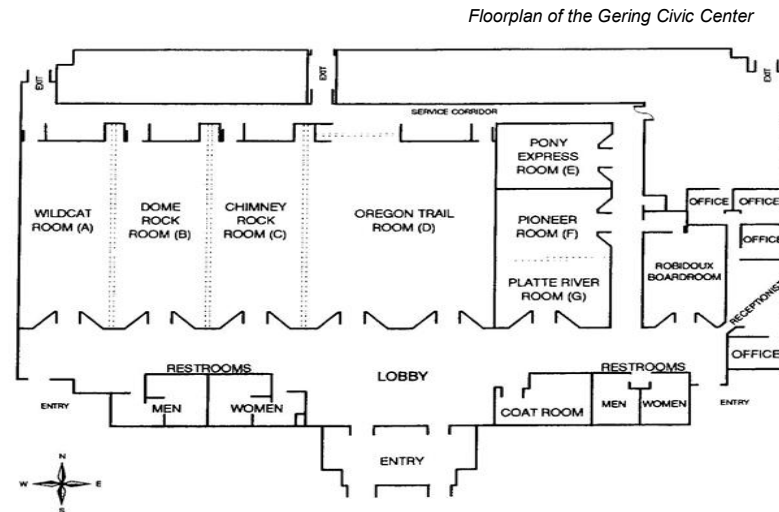
The Gering Civic Center is a multi-function conference, meeting and event venue. This first- class facility is located in downtown Gering, which is near hotel facilities, dining, night life, shopping and recreational opportunities.

- The Gering Civic Center offers a 26,600-foot facility that seats up to 1100 people.
- This facility hosts a number of conventions, wedding receptions, meetings and all special occasions. This allows for multiple events to take place simultaneously
- On average there are 500 events that take place at the Gering Civic Center every year.
- The Gering Civic Center has hosted the Western Nebraska Bicycling Club, the Vera Dulaney Memorial Art Show and the Old Settlers Club.
- The Gering Civic Center offers in-ceiling projectors, wireless high-speed internet and a 36 speaker in-ceiling sound system.
- There is a privately operated on-site catering services to accommodate the needs of all events that take place. The catering service that is offered is an experienced and professional event staff.

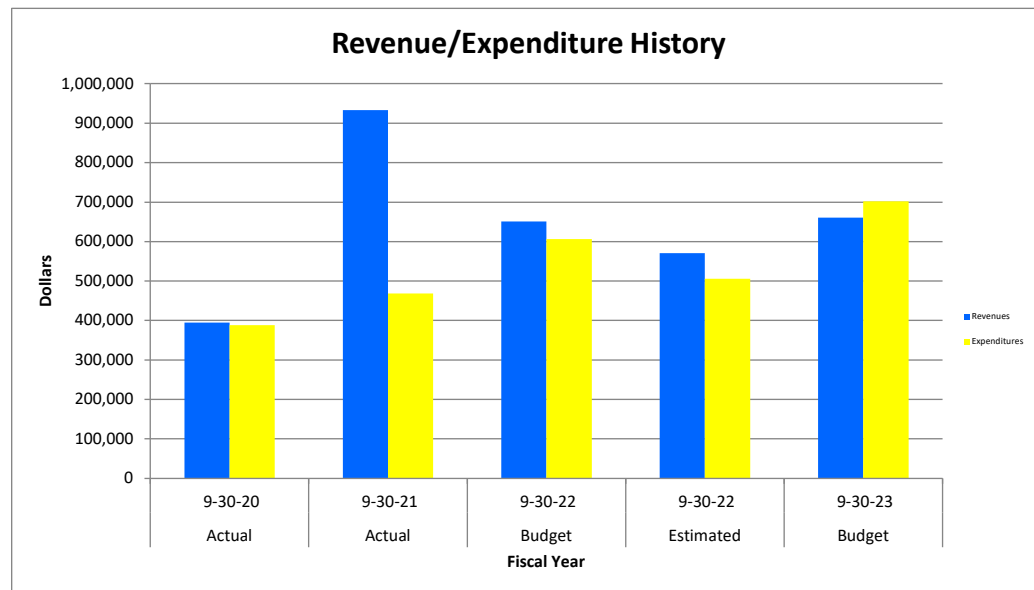
By having an event venue part of the City of Gering, it allows the City of Gering to offer a different service to the community and citizens in the area.



Wedding Reception at Gering Civic Center



	Actual 9-30-20	Actual 9-30-21	Adopted Budget 9-30-22	Six Month Actual 9-30-22	Estimated Actual 9-30-22	Approved Budget 9-30-23
Cash Balance, October 1	43,686	50,540	56,400		514,997	579,781
FOOD SERVICE	261,542	258,368	480,000	192,410	410,000	450,000
BEVERAGE SERVICE	6,897	9,824	13,000	5,206	9,800	12,000
ROOM RENTAL	20,854	23,967	22,000	6,214	13,350	16,500
GRANT INCOME	-	500,000	-	-	-	-
MISCELLANEOUS	651	4,085	-	1,415	1,960	2,000
INTEREST EARNINGS	367	1,000	200	11	100	300
TRANSFERS IN	104,625	135,625	135,625	67,812	135,625	180,000
Total Available	438,622	983,408	707,225	273,068	1,085,832	1,240,581
MANAGEMENT CONTRACT	105,880	104,273	105,327	52,766	105,500	125,000
OPERATIONS & MAINTENANCE	318,482	314,845	501,113	219,023	400,552	487,153
CAPITAL OUTLAY	-	513,145	-	-	-	90,000
Total Civic Center Expenditures	424,362	932,262	606,439	271,789	506,052	702,153
Accrual Adjustment	(36,280)	(463,852)				
Total Adjusted Expenditures	388,082	468,410	606,439	271,789	506,052	702,153
Cash Balance, September 30	50,540	514,997	100,786		579,781	538,428



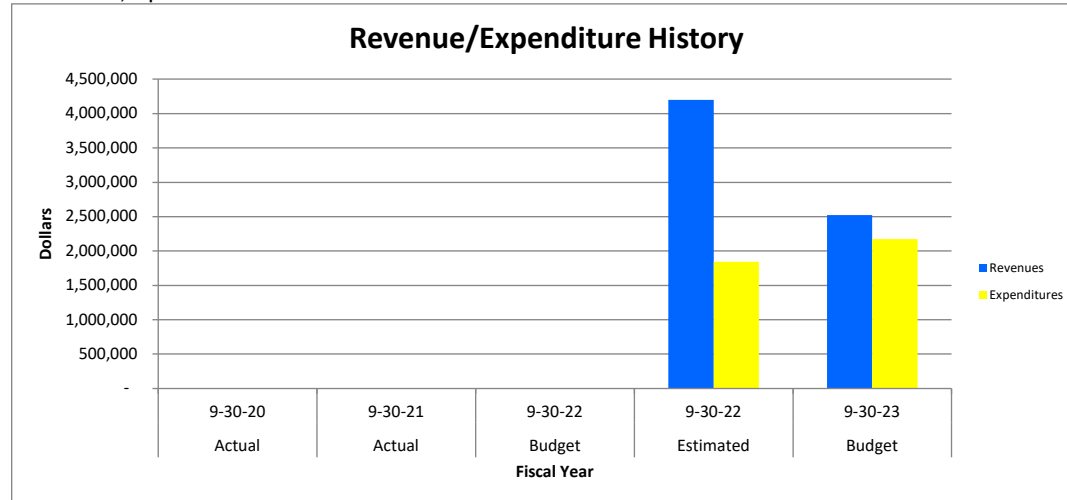
Civic Center Fund

The Civic Center Fund provides for the operations of the 26,250 square foot convention, meeting and event facility. The Civic Center has a full service on-site caterer, full service bar and audio-visual equipment to enhance events.



Gering Civic Center, 1050 M Street

	Actual 9-30-20	Actual 9-30-21	Adopted Budget 9-30-22	Six Month Actual 9-30-22	Estimated Actual 9-30-22	Approved Budget 9-30-23
Cash Balance, October 1	-	-	-	-	-	2,355,367
REVENUE FROM EMPLOYEES	-	-	-	-	245,000	240,000
REVENUE FROM EMPLOYER	-	-	-	-	1,753,200	2,271,280
RX REIMBURSE	-	-	-	-	500	500
COBRA PAYMENTS FROM EMPLOYEES	-	-	-	-	-	1,000
FLEX REVENUE FROM EMPLOYEES	-	-	-	-	-	10,000
INTEREST EARNINGS	-	-	-	-	-	50
TRANSFER IN	-	-	-	-	2,200,000	-
Total Available	-	-	-	-	4,198,700	4,878,197
PREMIUM EXPENSE	-	-	-	-	550,000	500,000
CLAIMS EXPENSE	-	-	-	-	1,250,000	1,600,000
AIRMED EXPENSE	-	-	-	-	8,125	20,000
WELLNESS EXPENSE	-	-	-	-	35,000	40,000
EAP PROGRAM	-	-	-	-	-	3,000
FLEX BENEFIT EXPENSE	-	-	-	-	-	10,000
MISCELLANEOUS EXPENSE	-	-	-	-	208	-
TAX EXPENSE	-	-	-	-	-	750
Total Health Insurance	-	-	-	-	1,843,333	2,173,750
Accrual Adjustment	-	-	-	-	-	-
Total Adjusted Expenditures	-	-	-	-	1,843,333	2,173,750
Cash Balance, September 30	-	-	-	-	2,355,367	2,704,447



Health Insurance Fund

The Health Insurance Fund provides for the administration of the City's partially self-funded employee benefits program.

The City's fixed (premium) and variable (claims) expenses are run through this fund and are reimbursed on a per employee basis from both employee payroll deduction and transfers from other City funds.

Capital Improvements Budget - All Funds/Departments

Department	Project	FY 22-23	FY 23-24	FY 24-25	FY 25-26	FY 26-27	FY 27-28	Source of Funds
Administration	ERP Software	34,616						Sinking Fund
	City Hall - security updates entrance	30,000						Special Projects Fund/ARPA
	Total	64,616	-	-	-	-	-	
Cemetery	Mower	60,000						Cemetery Perpetual
	Computer Software	30,000						Cemetery Perpetual
	UTV with cab			25,000	15,000			Sinking Fund
	Excavator				75,000			Sinking Fund
	Facility Upgrades		32,000					Sinking Fund
	Sod Cutter		10,000					Sinking Fund
	Infrastructure		300,000					Sinking Fund/Cemetery Perpetual
	Irrigation Pump Station				50,000			Cemetery Perpetual
	Re-sod (bluegrass)			50,000				Cemetery Perpetual
	Landscaping					25,000		Cemetery Perpetual
	Entry Gates/Fencing						50,000	Cemetery Perpetual
Total	90,000	342,000	75,000	140,000	25,000	50,000		
Civic Center	Kitchen Dishroom Scraper	5,000						Civic Center Fund
	Gutter Repairs	20,000						Civic Center Fund
	Fountain Repairs	20,000						Civic Center Fund
	HVAC Unit	15,000						Civic Center Fund
	Kitchen Equipment Replacement	10,000	20,000	20,000	20,000	20,000	20,000	Civic Center Fund
	Landscaping		20,000					Civic Center Fund
	Window replacements			50,000	50,000			Civic Center Fund
	100 Gallon Water Heater					8,000	8,000	Civic Center Fund
	Carpet						120,000	Civic Center Fund
	Paint/Wallpaper						100,000	Civic Center Fund
	Bathroom Lighting	20,000						Civic Center Fund
Total	90,000	40,000	70,000	70,000	28,000	248,000		
Electric	Service Pickup	60,000						Electric Fund
	Traffic Signals 10th & M	60,000						Electric Fund
	Bucket Trucks (2)	310,000						Electric Fund
	21st Street Substation Upgrade	280,000	2,200,000					Electric Fund
	Ballpark Substation Upgrade	2,100,000						Electric Fund
	Land - Solar Project (to LB840)	85,000						Electric Fund
	Chipper	55,000						Electric Fund
Total	2,950,000	2,200,000	-	-	-	-		

Capital Improvements Budget - All Funds/Departments

Department	Project	FY 22-23	FY 23-24	FY 24-25	FY 25-26	FY 26-27	FY 27-28	Source of Funds
Fire	Rescue Unit	280,000						MFO/Public Safety Fund
	PPE Extractor & Dryer	23,050						Public Safety Fund
	Extrication Tools (3)	39,000						Public Safety Fund
	Ventilation Fan	7,400	7,800					Public Safety Fund
	Training Center - cement work	15,000						Gen Fund/Fire Dept
	Command Vehicle		65,000					Public Safety Fund
	EMS Lifepack cardiac monitor					30,000		Public Safety Fund
	Class A Pumper						700,000	MFO/Public Safety Fund
	Engine replacement (sinking)	55,000	55,000	55,000	55,000	55,000	55,000	MFO
Total		419,450	127,800	55,000	55,000	85,000	755,000	
Golf Course	Wide Area Mower		86,000					Golf Fund
	Contour Rotary Mower		89,200					Golf Fund
	Cart Shed Upgrades			20,000				Golf Fund
	Fairway Mower			75,000				Golf Fund
	UTV with Cab & Plow				30,000			Golf Fund
	Greens Mower				75,000			Golf Fund
	Golf Carts				20,000	20,000	25,000	Golf Fund
	UTV					19,000	20,000	Golf Fund
	Irrigation Computer Controller						100,000	Golf Fund
Total		-	175,200	95,000	125,000	39,000	145,000	
KENO	Pickleball Court/Parking	600,000						KENO Fund
	Total	600,000	-	-	-	-	-	
Library	Roof AC Unit	18,000						Sinking Fund
	Server	10,000						Sinking Fund
	LED Lighting	25,000						Sinking Fund
	Community Room/Children's Room - remodel	30,000						Special Projects Fund
	Study Room/Storage Closet - Remodel		100,000					Sinking Fund
	Front Desk Replace, Furniture Updates			50,000				Sinking Fund
	Replace Carpet					100,000		Sinking Fund
Total		83,000	100,000	50,000	100,000	-	-	

Capital Improvements Budget - All Funds/Departments

Department	Project	FY 22-23	FY 23-24	FY 24-25	FY 25-26	FY 26-27	FY 27-28	Source of Funds
Parks	Wide Area Mower	182,000	91,000	91,000	93,000	95,000	97,000	Sinking Fund
	HVAC Parks Shop	11,000						Sinking Fund
	Sandpro Infield Groomer	32,000						Sinking Fund
	Parking Lot Expansion	50,000						Sinking Fund
	Storage Shed - removed for substation	40,000						Electric Fund
	Mower with cab - 5 ft plow	55,000						Sinking Fund
	Snow Plow (shared with Parks Dept)		25,000					Sinking Fund
	Hybrid SUV		40,000					Sinking Fund
	3/4 Ton PU with work box							Sinking Fund
	UTV			17,800	18,500	19,500		Sinking Fund
	UTV with cab and plow						30,000	Sinking Fund
	Playground Equipment		100,000	40,000	40,000	35,000	35,000	Sinking Fund
	Total		370,000	256,000	148,800	151,500	149,500	162,000
Pool	Security Cameras	5,000						Sinking Fund
	Pool Improvements	175,000						Sinking Fund
	Total	180,000	-	-	-	-	-	
Police	Marked Patrol Cars (2)	55,000	120,000	120,000	120,000	120,000	120,000	Public Safety Fund
	Unmarked PU	65,000						Public Safety Fund/Special Projects Fund
	Breath Alcohol Test Device	11,000						Public Safety Fund
	Total	131,000	120,000	120,000	120,000	120,000	120,000	
RV Park	Entry Sign	30,000						RV Park Fund
	New Service Window	6,000						RV Park Fund
	Handicap Pads		10,000	10,000				RV Park Fund
	Engineering/Design for new park		30,000					RV Park Fund
	Snow Plow (shared with Parks Dept)		25,000					RV Park Fund
	Bathroom ADA Improvements			30,000				RV Park Fund
	Infrastructure - road repairs					225,000		RV Park Fund
Total		36,000	65,000	40,000	-	225,000	100,000	

Capital Improvements Budget - All Funds/Departments

Department	Project	FY 22-23	FY 23-24	FY 24-25	FY 25-26	FY 26-27	FY 27-28	Source of Funds
Sanitation	Refuse Truck	517,399	275,000	275,000	275,000	275,000	275,000	Sanitation Fund
	Roll Off Truck		275,000			275,000		Sanitation Fund
	Scraper bowl	125,000						Sanitation Fund
	1 Ton Flatbed Service Truck	65,000						Sanitation Fund
	Compactor - Golden Living Center	45,000						Sanitation Fund
	30 CY Roll Off Boxes (8)	60,000						Sanitation Fund
	Litter Cat Vacuum	110,000						Sanitation Fund
	Security Cameras & Smoke Detectors	25,000						Sanitation Fund
	Dozer GPS System/Hydroseed Machine	53,000						Sanitation Fund
	Loader		300,000	175,000				Sanitation Fund
	Water Truck			200,000				Sanitation Fund
	1/2 Ton Crew Cab Pickup	47,000						Sanitation Fund
	Skid Steer/Bobcat				85,000			Sanitation Fund
	Forklift				35,000			Sanitation Fund
Total		1,047,399	850,000	650,000	395,000	550,000	275,000	
Streets	Paving/Overlay projects - various	591,000	277,000	255,000	238,000	869,000		Streets Fund
	1 Ton Flatbed 4WD Pickup	60,000						Streets Fund
	1 Ton Flatbed 4WD Pickup with plow	75,000						Streets Fund
	Loader	300,000						Streets Fund
	Motor Grader				340,000			Streets Fund
	Dump Truck				220,000			Streets Fund
	10th Street UPRR to Canal - M&O		2,558,889					Debt Issuance
	M Street - 11th Str East to city limits						2,145,304	Debt Issuance
Total		1,026,000	2,835,889	255,000	798,000	869,000	2,145,304	



Capital Improvements Budget - All Funds/Departments

Department	Project	FY 22-23	FY 23-24	FY 24-25	FY 25-26	FY 26-27	FY 27-28	Source of Funds
Tourism	Replace computer, montiors, printer	7,000					10,000	Tourism Fund
	Amphitheater - Ticket Booth	15,000						Tourism Fund
	Amphitheater - 3 Entrance Gates	7,000						Tourism Fund
	Amphitheater - ADA Compliance	50,000						Tourism Fund
	Trading Post - concrete sidewalks	9,500						Tourism Fund
Total		88,500	-	-	-	-	10,000	
Water	Chlorine Generator Plates	28,500	28,500					Water Fund
	Floridation Equipment	9,000						Water Fund
	Concrete Breaker	12,000						Water Fund
	Air Compressor			14,000				Water Fund
	HOA SCADA Upgrade		18,000					Water Fund
	Valve Turner on flatbed PU					18,000		Water Fund
	Ext Cab Pickup, with plow				45,000	45,000	45,000	Water Fund
	Upsizing water main - for development	50,000						Water Fund
	Crossroads Coop line extension	50,000						Water Fund
	5th Str H to I	232,000						Capital Projects Fund/LB357
	Depot Street from UPPR to S, S from 9th to 10th		210,000					Capital Projects Fund/LB357
	O Str from 10th to 17th		377,000					Capital Projects Fund/LB357
	N from 11th to 17th, 11th N to O			319,000				Capital Projects Fund/LB357
	N from 7th to 10th, 7th M to N				261,000			Capital Projects Fund/LB357
S from 7th to 9th, 7th R to S					203,000		Capital Projects Fund/LB357	
M St from 7th to 9th						145,000	Capital Projects Fund/LB357	
Total		381,500	633,500	333,000	306,000	266,000	190,000	
Wastewater	Pickup with plow	52,000						Wastewater Fund
	Pickup					45,000		Wastewater Fund
	Sewer Jet		525,000					Wastewater Fund
	Sewer Camera							Wastewater Fund
	Backhoe	150,000						Wastewater Fund
	Pond Cover (2)			175,000	175,000			Wastewater Fund
	Aerators (2)				20,000	20,000		Wastewater Fund
	Trimble GNSS Receiver - surveying							Wastewater Fund
	Railroad Sewer Line Extension							Wastewater Fund
	Crossroads Coop - main extension	50,000						Wastewater Fund
	Monument Heights Storm Sewer	150,000						Wastewater Fund
	Main replace K Street & 8th & Q		338,500	211,000				Capital Projects Fund/LB357
	North Trunk Line Replace			375,000	380,000			Capital Projects Fund/LB357
Monument Trunk Line Replace						428,750	Capital Projects Fund/LB357	
Total		402,000	863,500	761,000	575,000	493,750	-	
ARPA Funds	Infrastructure Projects	* 1,308,556						Special Projects Fund
Total		1,308,556	-	-	-	-	-	
Total Government-wide		9,268,021	8,608,889	2,652,800	2,835,500	2,850,250	4,200,304	

Capital Improvements Budget - All Funds/Departments

Non Capitalized Asset Purchases/Grants/Development

Department	Project	FY 22-23	FY 23-24	FY 24-25	FY 25-26	FY 26-27	FY 27-28	Source of Funds
Civic Center	Freezer Compressor		4,500			4,500	4,500	Civic Center Fund
	Hatco Booster Heater						4,200	Civic Center Fund
Total		-	4,500	-	-	4,500	8,700	
Police	Radio Purchases (County)	30,641	30,641	30,641	30,641	30,641	30,641	Public Safety Fund/Supplies PD
	Radio Maint Agmt/Zuercher (County)	13,770	13,770	13,770	13,770	13,770	13,770	Public Safety Fund/Contractual PD
	Soft Shields for Officers (6)	18,000						Public Safety Fund
Total		62,411	44,411	44,411	44,411	44,411	44,411	
Fire	Fire Hose	10,000	10,000	10,000	10,000	10,000	10,000	MFO
	SCUBA (4)		18,000					Public Safety/Dept Supplies FD
	Zuercher tablet replacement			2,000	2,000	2,000	2,000	Public Safety/Dept Supplies FD
	Radio Purchases (County)	35,706	35,706	35,706	35,706	35,706	35,706	Public Safety Fund/Supplies FD
	Radio Maint Agmt/Zuercher (County)	14,985	24,628	24,628	24,628	24,628	24,628	Public Safety Fund/Contractual FD
Total		60,691	88,334	72,334	72,334	72,334	72,334	
RV Park	Picnic Tables	5,000	5,000	5,000	5,000	5,000	5,000	RV Park/Dept Supplies
	Office Furniture		6,000					RV Park/Dept Supplies
Total		5,000	11,000	5,000	5,000	5,000	5,000	
Downtown Development	Plaza Furniture	30,000						Downtown Development
Total		30,000	-	-	-	-	-	

**2022-2023
STATE OF NEBRASKA
CITY/VILLAGE BUDGET FORM**

City or Village of Gering
TO THE COUNTY BOARD AND COUNTY CLERK OF
Scotts Bluff County

This budget is for the Period October 1, 2022 through September 30, 2023

Upon Filing, The Entity Certifies the Information Submitted on this Form to be Correct:

<p>The following PERSONAL AND REAL PROPERTY TAX is requested for the ensuing year:</p> <table border="1" style="width:100%; border-collapse: collapse;"> <tr> <td style="width:10%; text-align: right;">\$</td> <td style="width:15%; text-align: right;">1,907,581.95</td> <td style="width:75%;">Property Taxes for Non-Bond Purposes</td> </tr> <tr> <td></td> <td></td> <td>Principal and Interest on Bonds</td> </tr> <tr> <td style="text-align: right;">\$</td> <td style="text-align: right;">1,907,581.95</td> <td>Total Personal and Real Property Tax Required</td> </tr> </table>	\$	1,907,581.95	Property Taxes for Non-Bond Purposes			Principal and Interest on Bonds	\$	1,907,581.95	Total Personal and Real Property Tax Required	<p>Projected Outstanding Bonded Indebtedness as of October 1, 2022 <i>(As of the Beginning of the Budget Year)</i></p> <table border="1" style="width:100%; border-collapse: collapse;"> <tr> <td style="width:60%;">Principal</td> <td style="width:40%; text-align: right;">\$ 8,485,000.00</td> </tr> <tr> <td>Interest</td> <td style="text-align: right;">\$ 1,470,643.75</td> </tr> <tr> <td>Total Bonded Indebtedness</td> <td style="text-align: right;">\$ 9,955,643.75</td> </tr> </table>	Principal	\$ 8,485,000.00	Interest	\$ 1,470,643.75	Total Bonded Indebtedness	\$ 9,955,643.75
\$	1,907,581.95	Property Taxes for Non-Bond Purposes														
		Principal and Interest on Bonds														
\$	1,907,581.95	Total Personal and Real Property Tax Required														
Principal	\$ 8,485,000.00															
Interest	\$ 1,470,643.75															
Total Bonded Indebtedness	\$ 9,955,643.75															
<table border="1" style="width:100%; border-collapse: collapse;"> <tr> <td style="width:10%; text-align: right;">\$</td> <td style="width:15%; text-align: right;">556,637,952</td> <td style="width:75%;">Total Certified Valuation (All Counties)</td> </tr> </table> <p><i>(Certification of Valuation(s) from County Assessor MUST be attached)</i></p>	\$	556,637,952	Total Certified Valuation (All Counties)	<p align="center">Report of Joint Public Agency & Interlocal Agreements</p> <p>Was this Subdivision involved in any Interlocal Agreements or Joint Public Agencies for the reporting period of July 1, 2021 through June 30, 2022?</p> <p align="center"> <input checked="" type="checkbox"/> YES <input type="checkbox"/> NO </p> <p align="center"><i>If YES, Please submit Interlocal Agreement Report by September 30th.</i></p>												
\$	556,637,952	Total Certified Valuation (All Counties)														
County Clerk's Use ONLY	<p align="center">Report of Trade Names, Corporate Names & Business Names</p> <p>Did the Subdivision operate under a separate Trade Name, Corporate Name, or other Business Name during the period of July 1, 2021 through June 30, 2022?</p> <p align="center"> <input checked="" type="checkbox"/> YES <input type="checkbox"/> NO </p> <p align="center"><i>If YES, Please submit Trade Name Report by September 30th.</i></p>															
APA Contact Information	Submission Information															
<p align="center">Auditor of Public Accounts State Capitol, Suite 2303 Lincoln, NE 68509</p> <p>Telephone: (402) 471-2111 FAX: (402) 471-3301</p> <p align="center">Website: auditors.nebraska.gov</p> <p>Questions - E-Mail: Jeff.Schreier@nebraska.gov</p>	<p align="center">Budget Due by 9-30-2022</p> <p>Submit budget to:</p> <ol style="list-style-type: none"> 1. Auditor of Public Accounts -Electronically on Website or Mail 2. County Board (SEC. 13-508), C/O County Clerk 															

City or Village of Gering in Scotts Bluff County

Line No.	Beginning Balances, Receipts, & Transfers	Actual 2020 - 2021 (Column 1)	Actual/Estimated 2021 - 2022 (Column 2)	Adopted Budget 2022 - 2023 (Column 3)
1	Net Cash Balance	\$ 19,336,890.44	\$ 29,562,466.52	\$ 31,158,585.00
2	Investments	\$ 7,377,981.02		
3	County Treasurer's Balance	\$ 90,011.54	\$ 132,199.48	\$ 100,000.00
4	Beginning Balance Proprietary Function Funds (Only If Page 6 is Used)			\$ -
5	Subtotal of Beginning Balances (Lines 1 thru 4)	\$ 26,804,883.00	\$ 29,694,666.00	\$ 31,258,585.00
6	Personal and Real Property Taxes (Columns 1 and 2 - See Preparation Guidelines)	\$ 1,578,394.00	\$ 1,767,985.00	\$ 1,888,695.00
7	Federal Receipts	\$ 2,260,167.00	\$ 1,958,466.00	\$ 310,000.00
8	State Receipts: Motor Vehicle Pro-Rate	\$ 6,394.00	\$ 4,500.00	\$ 4,500.00
9				
10	State Receipts: Highway Allocation and Incentives	\$ 770,035.00	\$ 1,517,873.00	\$ 1,159,523.00
11	State Receipts: Motor Vehicle Fee	\$ 41,761.00	\$ 70,000.00	\$ 70,000.00
12	State Receipts: State Aid	\$ -	\$ 1,000.00	
13	State Receipts: Municipal Equalization Aid	\$ 247,128.00	\$ 588,226.00	\$ 520,423.00
14	State Receipts: Other	\$ 782,513.00	\$ 258,350.00	\$ 448,361.00
15	State Receipts: Property Tax Credit			
16	Local Receipts: Nameplate Capacity Tax			
17	Local Receipts: Motor Vehicle Tax	\$ 178,542.00	\$ 161,000.00	\$ 165,000.00
18	Local Receipts: Local Option Sales Tax	\$ 1,888,842.00	\$ 1,931,292.00	\$ 2,160,000.00
19	Local Receipts: In Lieu of Tax			
20	Local Receipts: Other	\$ 27,976,190.00	\$ 22,567,008.00	\$ 22,916,034.00
21	Transfers In of Surplus Fees	\$ 1,897,575.00	\$ 1,930,000.00	\$ 1,960,000.00
22	Transfers In Other Than Surplus Fees	\$ 2,122,458.00	\$ 3,997,764.00	\$ 1,111,245.00
23	Proprietary Function Funds (Only if Page 6 is Used)			\$ -
24	Total Resources Available (Lines 5 thru 23)	\$ 66,554,882.00	\$ 66,448,130.00	\$ 63,972,366.00
25	Total Disbursements & Transfers (Line 22, Pg 3, 4 & 5)	\$ 36,860,216.00	\$ 35,189,545.00	\$ 42,133,252.00
26	Balance Forward/Cash Reserve (Line 24 MINUS Line 25)	\$ 29,694,666.00	\$ 31,258,585.00	\$ 21,839,114.00
27	Cash Reserve Percentage			73%
PROPERTY TAX RECAP		Tax from Line 6		\$ 1,888,695.00
		County Treasurer Commission at 1%		\$ 18,886.95
		Total Property Tax Requirement		\$ 1,907,581.95

City or Village of Gering in Scotts Bluff County

To Assist the County For Levy Setting Purposes

The Cover Page identifies the Property Tax Request between Principal & Interest on Bonds and All Other Purposes. If your municipality needs more of a breakdown for levy setting purposes, complete the section below.

Property Tax Request by Fund:		Property Tax Request
General Fund	\$	1,907,581.95
Bond Fund	\$	-
_____ Fund		
_____ Fund		
Total Tax Request	** \$	1,907,581.95

** This Amount should agree to the Total Personal and Real Property Tax Required on the Cover Page 1.

Cash Reserve Funds

Statute 13-503 says cash reserve means funds required for the period before revenue would become available for expenditure but shall not include funds held in any special reserve fund. If the cash reserve on Page 2 exceeds 50%, you can list below funds being held in a special reserve fund.

Special Reserve Fund Name		Amount
ARPA & Capital Sinking Funds	\$	2,327,458.00
Landfill Closure	\$	2,222,085.00
Self Insured Health Insurance Fund	\$	2,704,447.00
Total Special Reserve Funds	\$	7,253,990.00
Total Cash Reserve	\$	21,839,114.00
Remaining Cash Reserve	\$	14,585,124.00
Remaining Cash Reserve %		49%

Documentation of Transfers of Surplus Fees:

(Only complete if Transfers of Surplus Fees Were Budgeted)

Please explain where the monies will be transferred from, where the monies will be transferred to, and the reason for the transfer.

Transfer From:	Transfer To:
Electric Fund	General Fund
Amount: \$	1,900,000.00

Reason: Funding source for General Fund expenditures

Transfer From:	Transfer To:
Electric Fund	Economic Development
Amount: \$	60,000.00

Reason: Local match for USDA Rural Electric Loan Program

Transfer From:	Transfer To:
Amount:	

Reason:

City or Village of Gering in Scotts Bluff County

Line No.	2022-2023 ADOPTED BUDGET Disbursements & Transfers	Operating Expenses (A)	Capital Improvements (B)	Other Capital Outlay (C)	Debt Service (D)	Other (E)	Transfers Out (F)	TOTAL
1	Governmental:							
2	General Government	\$ 2,542,274.00		\$ 90,000.00				\$ 2,632,274.00
3	Public Safety - Police and Fire	\$ 3,201,687.00		\$ 395,450.00			\$ 45,421.00	\$ 3,642,558.00
4	Public Safety - Other							\$ -
5	Public Works - Streets	\$ 1,329,236.00	\$ 591,000.00	\$ 435,000.00				\$ 2,355,236.00
6	Public Works - Other	\$ 103,173.00						\$ 103,173.00
7	Public Health and Social Services	\$ 239,214.00						\$ 239,214.00
8	Culture and Recreation	\$ 1,755,604.00		\$ 36,000.00				\$ 1,791,604.00
9	Community Development	\$ 2,939,584.00		\$ 88,500.00			\$ 288,799.00	\$ 3,316,883.00
10	Miscellaneous	\$ 2,649,385.00	\$ 2,200,556.00	\$ 697,616.00	\$ 111,573.00		\$ 477,024.00	\$ 6,136,154.00
11	Business-Type Activities:							
12	Airport							\$ -
13	Nursing Home							\$ -
14	Hospital							\$ -
15	Electric Utility	\$ 7,331,578.00	\$ 2,565,000.00	\$ 425,000.00			\$ 2,260,000.00	\$ 12,581,578.00
16	Solid Waste	\$ 2,771,514.00		\$ 1,047,399.00	\$ 148,988.00			\$ 3,967,901.00
17	Transportation							\$ -
18	Wastewater	\$ 1,213,794.00	\$ 200,000.00	\$ 202,000.00	\$ 61,443.00			\$ 1,677,237.00
19	Water	\$ 1,219,145.00	\$ 100,000.00	\$ 49,500.00	\$ 299,986.00			\$ 1,668,631.00
20	Other	\$ 1,545,670.00	\$ 60,000.00	\$ 30,000.00	\$ 385,139.00			\$ 2,020,809.00
21	Proprietary Function Funds (Page 6)					\$ -		\$ -
22	Total Disbursements & Transfers (Lns 2 thru 21)	\$ 28,841,858.00	\$ 5,716,556.00	\$ 3,496,465.00	\$ 1,007,129.00	\$ -	\$ 3,071,244.00	\$ 42,133,252.00

- (A) **Operating Expenses** should include Personal Services, Operating Expenses, Supplies and Materials, and Equipment Rental.
- (B) **Capital Improvements** should include acquisition of real property or acquisition, construction, or extension of any improvements on real property.
- (C) **Other Capital Outlay** should include other items to be inventoried (i.e. equipment, vehicles, etc.).
- (D) **Debt Service** should include Bond Principal and Interest Payments, Payments to Retirement Interest-Free Loans from NDA (Airports) and other debt payments.
- (E) **Other** should include Judgments, and Proprietary Function Funds if a separate budget is filed.
- (F) **Transfers** should include Transfers and Transfers of Surplus Fees

City or Village of Gering in Scotts Bluff County

Line No.	2021-2022 ACTUAL/ESTIMATED Disbursements & Transfers	Operating Expenses (A)	Capital Improvements (B)	Other Capital Outlay (C)	Debt Service (D)	Other (E)	Transfers Out (F)	TOTAL
1	Governmental:							
2	General Government	\$ 2,237,163.00					\$ 2,200,000.00	\$ 4,437,163.00
3	Public Safety - Police and Fire	\$ 2,934,893.00	\$ 14,900.00	\$ 100,000.00			\$ 45,421.00	\$ 3,095,214.00
4	Public Safety - Other							\$ -
5	Public Works - Streets	\$ 1,748,840.00		\$ 318,245.00				\$ 2,067,085.00
6	Public Works - Other	\$ 98,056.00						\$ 98,056.00
7	Public Health and Social Services	\$ 287,021.00						\$ 287,021.00
8	Culture and Recreation	\$ 1,725,401.00						\$ 1,725,401.00
9	Community Development	\$ 1,884,142.00	\$ 500,000.00		\$ 166,850.00		\$ 135,625.00	\$ 2,686,617.00
10	Miscellaneous	\$ 2,095,950.00		\$ 95,546.00	\$ 132,633.00		\$ 1,321,718.00	\$ 3,645,847.00
11	Business-Type Activities:							
12	Airport							\$ -
13	Nursing Home							\$ -
14	Hospital							\$ -
15	Electric Utility	\$ 5,612,997.00	\$ 377,500.00	\$ 487,350.00			\$ 2,225,000.00	\$ 8,702,847.00
16	Solid Waste	\$ 2,489,638.00		\$ 883,000.00	\$ 147,558.00			\$ 3,520,196.00
17	Transportation							\$ -
18	Wastewater	\$ 971,874.00	\$ 400,000.00	\$ 191,200.00	\$ 65,017.00			\$ 1,628,091.00
19	Water	\$ 1,057,421.00	\$ 13,160.00	\$ 64,900.00	\$ 317,434.00			\$ 1,452,915.00
20	Other	\$ 1,425,564.00	\$ 26,306.00	\$ 6,227.00	\$ 384,995.00			\$ 1,843,092.00
21	Proprietary Function Funds							\$ -
22	Total Disbursements & Transfers (Ln 2 thru 21)	\$ 24,568,960.00	\$ 1,331,866.00	\$ 2,146,468.00	\$ 1,214,487.00	\$ -	\$ 5,927,764.00	\$ 35,189,545.00

(A) **Operating Expenses** should include Personal Services, Operating Expenses, Supplies and Materials, and Equipment Rental.

(B) **Capital Improvements** should include acquisition of real property or acquisition, construction, or extension of any improvements on real property.

(C) **Other Capital Outlay** should include other items to be inventoried (i.e. equipment, vehicles, etc.).

(D) **Debt Service** should include Bond Principal and Interest Payments, Payments to Retirement Interest-Free Loans from NDA (Airports) and other debt payments.

(E) **Other** should include Judgments, and Proprietary Function Funds if a separate budget is filed.

(F) **Transfers** should include Transfers and Transfers of Surplus Fees

City or Village of Gering in Scotts Bluff County

Line No.	2020-2021 ACTUAL Disbursements & Transfers	Operating Expenses (A)	Capital Improvements (B)	Other Capital Outlay (C)	Debt Service (D)	Other (E)	Transfers Out (F)	TOTAL
1	Governmental:							
2	General Government	\$ 1,992,086.00		\$ 2,000.00				\$ 1,994,086.00
3	Public Safety - Police and Fire	\$ 2,649,433.00		\$ 53,900.00			\$ 45,421.00	\$ 2,748,754.00
4	Public Safety - Other							\$ -
5	Public Works - Streets	\$ 1,064,643.00	\$ 467,082.00	\$ 258,238.00				\$ 1,789,963.00
6	Public Works - Other	\$ 100,079.00						\$ 100,079.00
7	Public Health and Social Services	\$ 233,642.00						\$ 233,642.00
8	Culture and Recreation	\$ 1,393,947.00		\$ 48,885.00				\$ 1,442,832.00
9	Community Development	\$ 2,489,615.00	\$ 97,801.00	\$ 500.00			\$ 138,625.00	\$ 2,726,541.00
10	Miscellaneous	\$ 1,866,336.00			\$ 144,183.00		\$ 1,583,495.00	\$ 3,594,014.00
11	Business-Type Activities:							
12	Airport							\$ -
13	Nursing Home							\$ -
14	Hospital							\$ -
15	Electric Utility	\$ 5,237,407.00		\$ 64,267.00			\$ 2,194,492.00	\$ 7,496,166.00
16	Solid Waste	\$ 2,105,445.00	\$ 240,543.00	\$ 2,500.00	\$ 150,918.00		\$ 35,000.00	\$ 2,534,406.00
17	Transportation							\$ -
18	Wastewater	\$ 786,443.00	\$ 694,730.00		\$ 115,831.00			\$ 1,597,004.00
19	Water	\$ 993,050.00	\$ 2,500.00	\$ 5,098.00	\$ 565,530.00		\$ 23,000.00	\$ 1,589,178.00
20	Other	\$ 1,211,491.00	\$ 1,883,549.00	\$ 13,645.00	\$ 389,464.00		\$ 5,515,402.00	\$ 9,013,551.00
21	Proprietary Function Funds							\$ -
22	Total Disbursements & Transfers (Ln 2 thru 21)	\$ 22,123,617.00	\$ 3,386,205.00	\$ 449,033.00	\$ 1,365,926.00	\$ -	\$ 9,535,435.00	\$ 36,860,216.00

- (A) **Operating Expenses** should include Personal Services, Operating Expenses, Supplies and Materials, and Equipment Rental.
- (B) **Capital Improvements** should include acquisition of real property or acquisition, construction, or extension of any improvements on real property.
- (C) **Other Capital Outlay** should include other items to be inventoried (i.e. equipment, vehicles, etc.).
- (D) **Debt Service** should include Bond Principal and Interest Payments, Payments to Retirement Interest-Free Loans from NDA (Airports) and other debt payments.
- (E) **Other** should include Judgments, and Proprietary Function Funds if a separate budget is filed.
- (F) **Transfers** should include Transfers and Transfers of Surplus Fees

CORRESPONDENCE INFORMATION

ENTITY OFFICIAL ADDRESS

If no official address, please provide address where correspondence should be sent

NAME **City of Gering**
 ADDRESS **1025 P Street, PO Box 687**
 CITY & ZIP CODE **Gering, NE 69341**
 TELEPHONE **308-436-6817**
 WEBSITE **www.gering.org**

	BOARD CHAIRPERSON	CLERK/TREASURER/SUPERINTENDENT/OTHER	PREPARER
NAME	Mark A. Kaufman	Kathy Welfl	Liz Loutzenhiser
TITLE /FIRM NAME	Mayor	City Clerk	Finance Director
TELEPHONE	308-436-5096	308-436-5096	308-436-6817
EMAIL ADDRESS	mayorkaufman@gering.org	kwelfl@gering.org	eloutz@gering.org

For Questions on this form, who should we contact (please one): Contact will be via email if supplied.

- Board Chairperson
- Clerk / Treasurer / Superintendent / Other
- Preparer

City or Village of Gering in Scotts Bluff County

2022-2023 LID SUPPORTING SCHEDULE

Calculation of Restricted Funds

Total Personal and Real Property Tax Requirements	(1) \$	1,907,581.95
Motor Vehicle Pro-Rate	(2) \$	4,500.00
In-Lieu of Tax Payments	(3) \$	-
Prior Year Budgeted Capital Improvements that were excluded from Restricted Funds.		
Prior Year Capital Improvements Excluded from Restricted Funds (From Prior Year Lid Support, Line (17))	\$	692,695.00 (4)
LESS: Amount Spent During 2021-2022	\$	454,562.00 (5)
LESS: Amount Expected to be Spent in Future Budget Years		(6)
Amount to be included as Restricted Funds (<i>Cannot Be A Negative Number</i>)	(7) \$	238,133.00
Motor Vehicle Tax	(8) \$	165,000.00
Local Option Sales Tax	(9) \$	2,160,000.00
Transfers of Surplus Fees	(10) \$	1,960,000.00
Highway Allocation and Incentives	(11) \$	1,159,523.00
	(12)	
Motor Vehicle Fee	(13) \$	70,000.00
Municipal Equalization Fund	(14) \$	520,423.00
Insurance Premium Tax	(15) \$	-
Nameplate Capacity Tax	(15a) \$	-
TOTAL RESTRICTED FUNDS (A)		
	(16) \$	8,185,160.95

Lid Exceptions

Capital Improvements (Real Property and Improvements on Real Property)	\$	591,000.00 (17)
LESS: Amount of prior year capital improvements that were excluded from previous lid calculations but were not spent and now budgeted this fiscal year (<i>cannot exclude same capital improvements from more than one lid calculation.</i>)		
Agrees to Line (6).	\$	- (18)
Allowable Capital Improvements	(19) \$	591,000.00
Bonded Indebtedness	(20)	
Public Facilities Construction Projects (Statutes 72-2301 to 72-2308)	(21)	
Interlocal Agreements/Joint Public Agency Agreements	(22) \$	278,319.00
Public Safety Communication Project (Statute 86-416)	(23)	
Benefits Paid Under the Firefighter Cancer Benefits Act	(23a)	
Payments to Retire Interest-Free Loans from the Department of Aeronautics (Public Airports Only)	(24)	
Judgments	(25)	
Refund of Property Taxes to Taxpayers	(26)	
Repairs to Infrastructure Damaged by a Natural Disaster	(27)	
TOTAL LID EXCEPTIONS (B)		
	(28) \$	869,319.00

TOTAL RESTRICTED FUNDS For Lid Computation (To Line 9 of the Lid Computation Form) <i>To Calculate: Total Restricted Funds (A)-Line 16 MINUS Total Lid Exceptions (B)-Line 28</i>	\$ 7,315,841.95
---	------------------------

Total Restricted Funds for Lid Computation **cannot** be less than zero. See Instruction Manual on completing the Lid Supporting Schedule.

City or Village of Gering in Scotts Bluff County

2022-2023 CAPITAL IMPROVEMENT LID EXEMPTIONS

Description of Capital Improvement	Amount Budgeted	
Mill & Overlay - I Street	\$	163,000.00
Mill & Overlay - 6th Street H to I	\$	77,000.00
Mill & Overlay - Flaten Ave & Donna	\$	30,000.00
Mill & Overlay - Flaten Ave	\$	193,000.00
Mill & Overlay - Ponder Place	\$	128,000.00

Total - Must agree to Line 17 on Lid Support Page 8

\$ 591,000.00

Municipality Levy Limit Form

City or Village of Gering in Scotts Bluff County

Municipality Levy

Personal and Real Property Tax Request	(1)		1,907,581.95	
Judgments (Not Paid by Liability Insurance)	(2)	0.00		
Pre-Existing Lease - Purchase Contracts-7/98	(3)	0.00		
Bonded Indebtedness	(4)	0.00		
Interest Free Financing (Public Airports)	(5)	0.00		
Benefits Paid Under Firefighter Cancer Benefits Act	(6)	0.00		
Total Levy Exemptions	(7)		0.00	
Tax Request Subject to Levy Limit	(8)		1,907,581.95	
Valuation	(9)		556,637,952	
Municipality Levy Subject to Levy Authority	(10)		0.342697	
Levy Authority Allocated to Others-				
Airport Authority	(11)		0.000000	
Community Redevelopment Authority	(12)		0.000000	
Transit Authority	(13)		0.000000	
Off Street Parking District Valuation	(14)			
Off Street Parking District Levy (Statute 77-3443(2))	(15)	0.000000	0.000000	
Other	(16)		0.000000	
Total Levy for Compliance Purposes	(17)		0.342697	(A)

Levy Authority

Municipality Levy Limit	(18)		0.450000	
Municipality property taxes designated for interlocal agreements	(19)	278,319.00	0.050000	
Total Municipality Levy Authority	(20)		0.500000	(B)
Voter Approved Levy Override	(21)		0.000000	(C)

Note: (A) must be less than the greater of (B) or (C) to be in compliance with the Statutes

This Form is to be completed to ensure compliance with the levy limits established in State Statute Section 77-3442. The levy limit applicable to municipalities is 45 cents plus 5 cents for interlocal agreements.

State Statute Section 86-416 allows for a special tax to fund Public Safety Communication projects, the tax has the same status as bonded indebtedness. State Statute 72-2301 through 72-2308 allows bonds to be issued for Public Facilities Construction Projects. Amounts should be included as Bonded Indebtedness on Line 7 above.

A municipality may exceed the limits in State Statute Section 77-3442 by completing the requirements of State Statute Section 77-3444 (Election or Townhall Meeting). **If an amount is entered on Line 21, a sample ballot and election results MUST be submitted with budget. If voter approved override was completed at a Townhall Meeting, minutes of that meeting, and a list of registered voters in the municipality must be submitted.** Please refer to the statutes to ensure all requirements are met.

City or Village of Gering in Scotts Bluff County

2022-2023 ALLOWABLE GROWTH PERCENTAGE COMPUTATION FORM

YES

This budget is for a **VILLAGE**; therefore the allowable growth provisions of the Property Tax Request Act **DO NOT** apply.

CALCULATION OF ALLOWABLE GROWTH PERCENTAGE

Prior Year Total Property Tax Request (1) \$ 1,767,985.00
(Total Personal and Real Property Tax Required from prior year budget - Cover Page)

Base Limitation Percentage Increase (2%) 2.00 % (2)

Real Growth Percentage Increase

$$\frac{14,627,321.00}{2022 \text{ Real Growth Value per Assessor}} \div \frac{489,241,086.00}{\text{Prior Year Total Real Property Valuation per Assessor}} = \underline{2.99} \% (3)$$

Note: Real Growth Value per Assessor for purposes of the Property Tax Request Act (§77-1631) is different than the growth value for purposes of the Lid on Restricted Funds (§13-518). The County Assessor must provide you with separate growth amounts.

Total Allowable Growth Percentage Increase (Line 2 + Line 3) (4) 4.99 %

Allowable Dollar Amount of Increase to Property Tax Request (Line 1 x Line 4) (5) \$ 88,222.45

TOTAL BASE PROPERTY TAX REQUEST AUTHORITY (Line 1 + Line 5) (6) \$ 1,856,207.45

ACTUAL PROPERTY TAX REQUEST

2022-2023 ACTUAL Total Property Tax Request (7) \$ 1,907,581.95
(Total Personal and Real Property Tax Required from Cover Page)

Property Tax Request exceeds allowable growth percentage. Political subdivision **MUST complete the postcard notification requirements, and participate in the joint public hearing.**

If line (7) is **greater than** line (6), your political subdivision **is required** to participate in the joint public hearing, and complete the postcard notification requirements of §77-1633. You must provide your proposed property tax request and telephone number to the County Clerk by September 5th. You are not required to hold the Special Hearing to Set the Final Tax Request outlined in §77-1632. The joint public hearing is completed in lieu of this hearing.

If line (7) is **less than** line (6), your political subdivision **is not required** to participate in the joint public hearing, or complete the postcard notification requirements of §77-1633. You are required to hold the Special Hearing to Set the Final Tax Request outlined in §77-1632.

REPORT OF JOINT PUBLIC AGENCY AND INTERLOCAL AGREEMENTS

REPORTING PERIOD JULY 1, 2021 THROUGH JUNE 30, 2022

City or Village of Gering

Scotts Bluff County

SUBDIVISION NAME		COUNTY	Amount Used as Lid Exemption (Column 4)
Parties to Agreement (Column 1)	Agreement Period (Column 2)	Description (Column 3)	
League of Nebraska Municipalities League Association of Risk Management	10/1/2021 to 9/30/2022	risk management services and insurance coverage	\$ 278,319.00
Scotts Bluff County City of Scottsbluff Valley Ambulance Services, Inc.	7/1/2022 to 6/30/2026	ambulance services	
City of Scottsbluff City of Terrytown Panhandle Humane Society	6/23/03 (perpetual)	animal control services	
Scotts Bluff County, City of Scottsbluff, Terrytown, Banner County, other small nearby communities	2/7/2008 (perpetual)	emergency management services for Region 22	
Gering Valley Rural, Kiowa, Lyman Rural, Minatare, Rural, Scottsbluff Rural, Sheep Creek, Morrill Rural,	5/22/2021 (renewable every 3 years)	create a mutual finance organization known as the Scotts Bluff County Fire Protection Mutual Finance Organization	
Scotts Bluff County City of Scottsbluff	5/5/2014 (indefinite)	Scotts Bluff County Communications Center, 911 Advisory Board	
City of Scottsbluff	12/2020 (indefinite)	Reserve account for new landfill site	
Gering Public Schools	7/1/2013 to 6/30/23	use of the City Council chambers for school board meetings	
Cities of Terrytown, Mitchell, Minatare, Scottsbluff, Villages of Henry, McGrew, Morrill, Lyman, Melbeta	indefinite	police services	
Gering Public Schools	10/1/14 (indefinite)	provide two school resource officers for the Gering public school district	
City of Scottsbluff City of Terrytown	1/1/2018 to 12/31/23	create a stormwater organization known as Tri-City stormwater under guidelines NPDES permit NER 310000	
Cities of Scottsbluff, Bayard, Bridgeport, Gordon, Kimball, Mitchell, Sidney, Terrytown, Village of Morrill	indefinite	regional economic development advisory board	
City of Terrytown	7/14/22 to 7/13/23	mosquito control	
City of Bayard	1/1/21 to 12/31/25	sanitation services	
Village of Lyman	3/1/22 to 2/28/27	sanitation services	
City of Mitchell	2/1/20 to 1/31/25	sanitation services	
US Dept of Interior National Park Svc	5/10/21 (5 year term)	coordinate emergency law enforcement assistance	

Total Amount used as Lid Exemption

\$ 278,319.00

REPORT OF TRADE NAMES, CORPORATE NAMES, BUSINESS NAMES
REPORTING PERIOD JULY 1, 2021 THROUGH JUNE 30, 2022

City or Village of Gering

Scotts Bluff County

SUBDIVISION NAME

COUNTY

List all Trade Names, Corporate Names and Business Names under which the political subdivision conducted business.

Gering Leasing Corporation

CERTIFICATION OF TAXABLE VALUE AND VALUE ATTRIBUTABLE TO GROWTH

{format for all counties and cities.}

TAX YEAR 2022

{certification required on or before August 20th of each year}

**TO: CITY OF GERING
ATTN CITY TREASURER
P O BOX 687
GERING, NE. 69341**

TAXABLE VALUE LOCATED IN THE COUNTY OF: SCOTTS BLUFF

Name of Political Subdivision	Subdivision Type (County or City)	Value Attributable to Growth *	Total Taxable Value	Real Growth Value ^a	Prior Year Total Real Property Valuation	Real Growth Percentage ^b
CITY OF GERING	City/Village	10,900,311	556,637,952	14,627,321	489,241,086	2.99

^{*} Value attributable to growth is determined pursuant to Neb. Rev. Stat. § 13-518 which includes real and personal property and annexation, if applicable.

^a Real Growth Value is determined pursuant to Neb. Rev. Stat. § 77-1631 which includes (i) improvements to real property as a result of new construction and additions to existing buildings, (ii) any other improvements to real property which increase the value of such property, (iii) annexation of real property by the political subdivision, and (iv) a change in the use of real property; and (v) the annual increase in the excess value for any tax increment financing project located in the political subdivision, if applicable.

^b Real Growth Percentage is determined pursuant to Neb. Rev. Stat. § 77-1631 and is equal to the political subdivision's Real Growth Value divided by the political subdivision's total real property valuation from the prior year.

I ANGELA DILLMAN, SCOTTS BLUFF County Assessor hereby certify that the valuation listed herein is, to the best of my knowledge and belief, the true and accurate taxable valuation for the current year, pursuant to Neb. Rev. Stat. §§ 13-509 and 13-518.

Angela Dillman
(signature of county assessor)

8-20-22
(date)

CC: County Clerk, SCOTTS BLUFF County

CC: County Clerk where district is headquarter, if different county, _____ County

Note to political subdivision: A copy of the Certification of Value must be attached to the budget document.

AFFIDAVIT OF PUBLICATION

State of Nebraska
County of Scotts Bluff } ss.

I, (the undersigned) do solemnly swear that I am the Accounts Receivable Bookkeeper of the Star-Herald, a legal newspaper of general circulation, published daily except Mondays, at Scottsbluff, Scotts Bluff County, Nebraska; that the notice hereto attached and which forms a part of this affidavit was Published in said paper, and that said notice was published in the regular and entire issues and every number of the paper on the days mentioned, the same being the corresponding day of each week during the period of time of publication and that said notice was published in the newspaper proper and not in the supplement, with insertion date(s) having been on:

09/02/2022

City of Gering
IN
Scotts Bluff County, Nebraska

NOTICE OF BUDGET HEARING AND BUDGET SUMMARY

PUBLIC NOTICE is hereby given, in compliance with the provisions of State Statute Sections 13-501 to 13-513, that the governing body will meet on the 7th day of September 2022, at 5:05 p.m., at City Hall, 1025 P Street for the purpose of hearing support, opposition, criticism, suggestions or observations of taxpayers relating to the following proposed budget. The budget detail is available at the office of the Clerk during regular business hours.

/s/ Kathleen Welfl - Clerk

2020-2021 Actual Disbursements & Transfers	\$36,860,216.00
2021-2022 Actual/Estimated Disbursements & Transfers	\$35,189,545.00
2022-2023 Proposed Budget of Disbursements & Transfers	\$42,133,252.00
2022-2023 Necessary Cash Reserve	\$21,839,114.00
2022-2023 Total Resources Available	\$63,972,366.00
Total 2022-2023 Personal & Real Property Tax Requirement	\$1,907,581.95
Unused Budget Authority Created For Next Year	\$384,959.24

Breakdown of Property Tax:

Personal and Real Property Tax Required for Non-Bond Purposes	\$1,907,581.95
Personal and Real Property Tax Required for Bond Purposes	\$0.00

Published in the Scottsbluff Star Herald September 2, 2022

ENH
2nd

Subscribed in my presence and sworn before me this 2th day of September, 2022

Eric N. Hoffman

Notary Public

State of Nebraska – General Notary
ERIC N. HOFFMAN
My Commission Expires
December 15, 2025

Printer's Fee: \$257.70
Customer Number: 1040839
Order Number: 0000325605




CERTIFICATE

STATE OF NEBRASKA)
)
COUNTY OF SCOTTS BLUFF)
)
CITY OF GERING)

I, Kathleen J. Welfl, the duly appointed, qualified and acting City Clerk of the City of Gering, County of Scotts Bluff, State of Nebraska, do hereby certify that the attached is a true and accurate copy of the Special City Council Meeting Minutes of September 28, 2022. IN WITNESS WHEREOF I do hereby set my official hand and affix the official seal of the City of Gering this 29th day of September, 2022.


Kathleen J. Welfl, City Clerk



THE OFFICIAL PROCEEDINGS OF THE SPECIAL MEETING OF THE GERING CITY COUNCIL, SEPTEMBER 28, 2022

A special meeting of the City Council of Gering, Nebraska was held on September 28, 2022 at 5:00 p.m. at Gering City Hall Council Chambers, 1025 P Street, Gering, NE. Present were Mayor Kaufman and Councilmembers Gillen, Bohl, Wiedeman, O’Neal, Morrison and Cowan. Also present were City Administrator Pat Heath, Acting Finance Director Liz Loutzenhiser, Deputy Finance Director Cheri Hutchison, City Clerk Kathy Welfl and City Attorney Jim Ellison. Absent were Councilmembers Smith and Backus. Notice of the meeting was given in advance by publication in the Star-Herald, the designated method of giving notice. All proceedings hereafter were taken while the meeting was open to the attendance of the public except as otherwise indicated.

CALL TO ORDER

Mayor Kaufman called the meeting to order at 5:00 p.m. A quorum of the Council was present and City business could be conducted.

1. Pledge of Allegiance and Prayer
2. Roll Call

OPEN MEETINGS ACT - NEB.REV.STAT. CHAPTER 84, ARTICLE 14

Mayor Kaufman stated: As required by State Law, public bodies shall make available at least one current copy of the Open Meetings Act posted in the meeting room. Agenda items may be moved up or down on the agenda at the discretion of the Mayor. As required by State Law, additions may not be made to this agenda less than 24 hours before the beginning of the meeting unless they are considered under this section of the agenda and Council determines that the matter requires emergency action.

CURRENT BUSINESS:

1. Approve Resolution 9-22-4 regarding Westlawn Cemetery Rates

Parks and Recreation Director, Amy Seiler, stated that there has not been a rate change at the City’s cemetery for at least 10 years. With the increased expense of operating the cemetery, it’s time for a rate increase. Service fees, such as disinterment, have also increased because of the amount of labor involved to do that. The resident/non-resident fee has been removed, there’s just one flat fee. All of this was researched by the Parks, Cemetery and Tree Board. They are in favor of this resolution and they believe it’s time for a rate increase.

Resolution 9-22-4

WHEREAS, The Gering City Council, Gering, Nebraska shall establish cost of services at Westlawn Cemetery.

WHEREAS, The Cost of Services at Westlawn Cemetery shall be as follows:

Cost of Services at Westlawn Cemetery	
<u>Grave Space</u>	
Adult	\$600.00
Infant	\$400.00
<u>Opening and closing of graves</u>	
Adult	\$650.00
Infant	\$250.00
<u>Cremation Burial</u>	
Adult	\$400.00
Infant	\$400.00
<u>Disinterment</u>	
Adult	\$1200.00
Infant	\$1000.00
<u>Cremation disinterment</u>	\$400.00
Additional Charges for Saturday Openings and closings (AM only)	\$500.00
Recording Deed	\$50.00

NOW THEREFORE BE IT RESOLVED that effective immediately, the City of Gering shall charge the aforementioned fees at Westlawn Cemetery.

Adopted this ____ of _____, 2022

Mark A. Kaufman, Mayor

ATTEST:

Kathleen J. Welfl, City Clerk

Motion by Councilmember O’Neal to approve Resolution 9-22-4 regarding Westlawn Cemetery Rates. Second by Councilmember Wiedeman. There was no discussion. Mayor Kaufman called the vote. “AYES”: Gillen, Bohl, Wiedeman, O’Neal, Morrison, Cowan. “NAYS”: None. Abstaining: None. Absent: Smith, Backus. Motion Carried.

2. Approve Resolution 9-22-5 regarding the Fiscal Year 2022/2023 Property Tax Request

RESOLUTION NO. 9-22-5

WHEREAS, Nebraska Revised Statute 77-1632 and 77-1633 provides that the Governing Body of the City of Gering passes by a majority vote a resolution or ordinance setting the tax request: and

WHEREAS, a special public hearing was held as required by law to hear and consider comments concerning the property tax request;

NOW, THEREFORE, the Governing Body of the City of Gering, resolves that:

1. The 2022-2023 property tax request for non-bond purposes be set at \$1,907,581.95.
2. The 2022-2023 property tax request for bond purposes be set at \$0.00
3. The total assessed value of property differs from last year’s total assessed value by 7.9%.
4. The tax rate which would levy the same amount of property taxes as last year, when multiplied by the new total assessed value of property, would be \$.317618 per \$100 of assessed value.
5. The City of Gering proposes to adopt a property tax request that will cause its tax rate to be \$.342697 per \$100 of assessed value.
6. Based on the proposed property tax request and changes in other revenue, the total operating budget of the City of Gering will exceed last year’s by 12.0%.
7. A copy of this resolution be certified and forwarded to the County Clerk on or before October 15, 2022.

PASSED AND APPROVED this ____ day of _____, 2022.

Mayor

ATTEST:

City Clerk (seal)

Motion by Councilmember Gillen to Approve Resolution 9-22-5 regarding the Fiscal Year 2022/2023 Property Tax Request. Second by Councilmember Bohl. There was no discussion. Mayor Kaufman called the vote. “AYES”: Gillen, Bohl, Wiedeman, O’Neal, Morrison, Cowan. “NAYS”: None. Abstaining: None. Absent: Smith, Backus. Motion Carried.

3. Approve Resolution 9-22-6 regarding Enterprise Fund Transfer

RESOLUTION NO. 9-22-6

WHEREAS, the City of Gering transfers Enterprise Fees to the General Fund to assist in balancing the budget; and

WHEREAS, Enterprise Fees are derived from the Electric, Water, Wastewater and Sanitation Funds; and

WHEREAS, the transfer has been maintained at approximately 12% of budgeted Enterprise Fund Revenues over the last few years; and

WHEREAS, the transfer budgeted at \$1,960,000 for the 2022-2023 fiscal year.

NOW, THEREFORE, BE IT RESOLVED by the Mayor and Council of the City of Gering, Nebraska, that staff is authorized to transfer Enterprise Fees of approximately 12% of Enterprise Fund Revenues to the General for the fiscal year 2022-2023 in the amount of \$1,960,000.

PASSED AND APPROVED this ____ day of _____, 2022.

Mayor

ATTEST:

City Clerk (seal)

Motion by Councilmember Morrison to approve Resolution 9-22-6 regarding Enterprise Fund Transfer. Second by Councilmember Wiedeman. There was no discussion. Mayor Kaufman called the vote. "AYES": Gillen, Bohl, Wiedeman, O'Neal, Morrison, Cowan. "NAYS": None. Abstaining: None. Absent: Smith, Backus. Motion Carried.

4. Waive the second reading and move the third reading and adoption of Ordinance No. 2111 – AN ORDINANCE OF THE CITY OF GERING, NEBRASKA TO ADOPT THE BUDGET STATEMENT TO BE TERMED THE ANNUAL APPROPRIATION BILL FOR FISCAL YEAR BEGINNING OCTOBER 1, 2022; TO APPROPRIATE SUMS FOR NECESSARY EXPENSES AND LIABILITIES; TO PROVIDE FOR AN EFFECTIVE DATE

Councilmember Gillen made a motion to waive the second reading and move the third reading of Ordinance No. 2111 – AN ORDINANCE OF THE CITY OF GERING, NEBRASKA TO ADOPT THE BUDGET STATEMENT TO BE TERMED THE ANNUAL APPROPRIATION BILL FOR FISCAL YEAR BEGINNING OCTOBER 1, 2022; TO APPROPRIATE SUMS FOR NECESSARY EXPENSES AND LIABILITIES; TO PROVIDE FOR AN EFFECTIVE DATE. Seconded by Councilmember Bohl. There was no discussion. Mayor Kaufman called the vote. "AYES": Gillen, Bohl, Wiedeman, O'Neal, Morrison, Cowan. "NAYS": None. Abstaining: None. Absent: Smith, Backus. Motion Carried.

Councilmember Wiedeman moved that the Ordinance be designated as Ordinance No. 2111 and the title thereof approved, and that the ordinance be passed as read, which motion was seconded by Councilmember O'Neal. There was no discussion. Mayor Kaufman called the vote. "AYES": Gillen, Bohl, Wiedeman, O'Neal, Morrison, Cowan. "NAYS": None. Abstaining: None. Absent: Smith, Backus. Motion Carried.

The passage and adoption of the Ordinance having been concurred in by a majority of all members elected to the Council was by the Mayor declared passed.

5. Third Reading and adoption of Ordinance No. 2112 - AN ORDINANCE ALLOWING FOR EXCEEDING THE ALLOWABLE GROWTH AND BASIC ALLOWABLE GROWTH LIMITS FOR THE 2022-2023 FISCAL YEAR BY ONE PERCENT OF BUDGETED RESTRICTED FUNDS, AND CORRECTING THE ADOPTED BUDGET STATEMENT AND ACCOMPANYING FORMS

Councilmember Gillen made a motion to move the third reading of Ordinance No. 2112 – AN ORDINANCE ALLOWING FOR EXCEEDING THE ALLOWABLE GROWTH AND BASIC ALLOWABLE GROWTH LIMITS FOR THE 2022-2023 FISCAL YEAR BY ONE PERCENT OF BUDGETED RESTRICTED FUNDS, AND CORRECTING THE ADOPTED BUDGET STATEMENT AND ACCOMPANYING FORMS. Seconded by Councilmember Bohl. There was no discussion. Mayor Kaufman called the vote. "AYES": Gillen, Bohl, Wiedeman, O'Neal, Morrison, Cowan. "NAYS": None. Abstaining: None. Absent: Smith, Backus. Motion Carried.

Councilmember Wiedeman moved that the Ordinance be designated as Ordinance No. 2112 and the title thereof approved, and that the ordinance be passed as read, which motion was seconded by Councilmember O'Neal. There was no discussion. Mayor Kaufman called the vote. "AYES": Gillen, Bohl, Wiedeman, O'Neal, Morrison, Cowan. "NAYS": None. Abstaining: None. Absent: Smith, Backus. Motion Carried.

The passage and adoption of the Ordinance having been concurred in by a majority of all members elected to the Council was by the Mayor declared passed.

6. Third reading and adoption of Ordinance No. 2113 - AN ORDINANCE TO AMEND THE FEES CHARGED FOR THE USE OF THE CITY LANDFILL; AND TO PROVIDE FOR AN EFFECTIVE DATE THEREOF

Councilmember Morrison made a motion to move the third reading of Ordinance No. 2113 – AN ORDINANCE TO AMEND THE FEES CHARGED FOR THE USE OF THE CITY LANDFILL; AND TO PROVIDE FOR AN EFFECTIVE DATE THEREOF. Seconded by Councilmember Cowan. There was no discussion. Mayor Kaufman called the vote. “AYES”: Gillen, Bohl, Wiedeman, O’Neal, Morrison, Cowan. “NAYS”: None. Abstaining: None. Absent: Smith, Backus. Motion Carried.

Councilmember Gillen moved that the Ordinance be designated as Ordinance No. 2113 and the title thereof approved, and that the ordinance be passed as read, which motion was seconded by Councilmember Bohl. There was no discussion. Mayor Kaufman called the vote. “AYES”: Gillen, Bohl, Wiedeman, O’Neal, Morrison, Cowan. “NAYS”: None. Abstaining: None. Absent: Smith, Backus. Motion Carried.

The passage and adoption of the Ordinance having been concurred in by a majority of all members elected to the Council was by the Mayor declared passed.

7. Third reading and adoption of Ordinance No. 2114 - AN ORDINANCE TO AMEND THE WATER RATES FOR CITY AND OUT OF CITY LIMITS RESIDENTIAL, COMMERCIAL, BUSINESS AND INDUSTRIAL USERS; AND PROVIDING FOR AN EFFECTIVE DATE THEREOF

Councilmember Gillen made a motion to move the third reading of Ordinance No. 2114 – AN ORDINANCE TO AMEND THE WATER RATES FOR CITY AND OUT OF CITY LIMITS RESIDENTIAL, COMMERCIAL, BUSINESS AND INDUSTRIAL USERS; AND PROVIDING FOR AN EFFECTIVE DATE THEREOF. Seconded by Councilmember Bohl. There was no discussion. Mayor Kaufman called the vote. “AYES”: Gillen, Bohl, Wiedeman, O’Neal, Morrison, Cowan. “NAYS”: None. Abstaining: None. Absent: Smith, Backus. Motion Carried.

Councilmember Wiedeman moved that the Ordinance be designated as Ordinance No. 2114 and the title thereof approved, and that the ordinance be passed as read, which motion was seconded by Councilmember O’Neal. There was no discussion. Mayor Kaufman called the vote. “AYES”: Gillen, Bohl, Wiedeman, O’Neal, Morrison, Cowan. “NAYS”: None. Abstaining: None. Absent: Smith, Backus. Motion Carried.

The passage and adoption of the Ordinance having been concurred in by a majority of all members elected to the Council was by the Mayor declared passed.

8. Third reading and adoption of Ordinance 2115 - AN ORDINANCE TO AUTHORIZE AMENDING FEES FOR RESIDENTIAL, COMMERCIAL AND INDUSTRIAL SEWER SERVICE CHARGES, AND TO PROVIDE FOR AN EFFECTIVE DATE THEREOF

Councilmember Wiedeman made a motion to move the third reading of Ordinance No. 2115 – AN ORDINANCE TO AUTHORIZE AMENDING FEES FOR RESIDENTIAL, COMMERCIAL AND INDUSTRIAL SEWER SERVICE CHARGES, AND TO PROVIDE FOR AN EFFECTIVE DATE THEREOF. Seconded by Councilmember O’Neal. There was no discussion. Mayor Kaufman called the vote. “AYES”: Gillen, Bohl, Wiedeman, O’Neal, Morrison, Cowan. “NAYS”: None. Abstaining: None. Absent: Smith, Backus. Motion Carried.

Councilmember Morrison moved that the Ordinance be designated as Ordinance No. 2115 and the title thereof approved, and that the ordinance be passed as read, which motion was seconded by Councilmember Cowan. There was no discussion. Mayor Kaufman called the

vote. "AYES": Gillen, Bohl, Wiedeman, O'Neal, Morrison, Cowan. "NAYS": None. Abstaining: None. Absent: Smith, Backus. Motion Carried.

The passage and adoption of the Ordinance having been concurred in by a majority of all members elected to the Council was by the Mayor declared passed.

9. Third reading and adoption of Ordinance No. 2116 - AN ORDINANCE OF THE CITY OF GERING, NEBRASKA TO ESTABLISH FEES FOR RESIDENTIAL, COMMERCIAL AND INDUSTRIAL STORMWATER SURCHARGE, AND PROVIDING FOR AN EFFECTIVE DATE HEREOF

Councilmember Gillen made a motion to move the third reading of Ordinance No. 2116 – AN ORDINANCE OF THE CITY OF GERING, NEBRASKA TO ESTABLISH FEES FOR RESIDENTIAL, COMMERCIAL AND INDUSTRIAL STORMWATER SURCHARGE, AND PROVIDING FOR AN EFFECTIVE DATE HEREOF. Seconded by Councilmember Bohl. There was no discussion. Mayor Kaufman called the vote. "AYES": Gillen, Bohl, Wiedeman, O'Neal, Morrison, Cowan. "NAYS": None. Abstaining: None. Absent: Smith, Backus. Motion Carried.

Councilmember Wiedeman moved that the Ordinance be designated as Ordinance No. 2116 and the title thereof approved, and that the ordinance be passed as read, which motion was seconded by Councilmember O'Neal. There was no discussion. Mayor Kaufman called the vote. "AYES": Gillen, Bohl, Wiedeman, O'Neal, Morrison, Cowan. "NAYS": None. Abstaining: None. Absent: Smith, Backus. Motion Carried.

The passage and adoption of the Ordinance having been concurred in by a majority of all members elected to the Council was by the Mayor declared passed.

CLOSED SESSION: None.

(Council reserves the right to enter into closed session if deemed necessary.)

ADJOURN:

Motion to adjourn by Councilmember Gillen. Second by Councilmember Cowan. There was no discussion. Mayor Kaufman called the vote. "AYES": Gillen, Bohl, Wiedeman, O'Neal, Morrison, Cowan. "NAYS": None. Abstaining: None. Absent: Smith, Backus. Motion Carried.

Meeting adjourned at 5:13 p.m.

Mark A. Kaufman, Mayor

ATTEST:

Kathleen J. Welfl, City Clerk

ORDINANCE NO. 2111

AN ORDINANCE OF THE CITY OF GERING, NEBRASKA TO ADOPT THE BUDGET STATEMENT TO BE TERMED THE ANNUAL APPROPRIATION BILL FOR FISCAL YEAR BEGINNING OCTOBER 1, 2022; TO APPROPRIATE SUMS FOR NECESSARY EXPENSES AND LIABILITIES; TO PROVIDE FOR AN EFFECTIVE DATE.

BE IT ORDAINED BY THE MAYOR AND CITY COUNCIL OF THE CITY OF GERING, NEBRASKA:

Section 1: The City Administrator, in accordance with the requirements of Nebraska Revised Statute § 19-646, has submitted a proposed budget statement to the City Council, which statement is attached hereto as Exhibit A and incorporated herein by reference (the "Budget Statement").

Section 2. A public hearing will be held on the Budget Statement in accordance with the requirements of Nebraska Revised Statute § 13-506. Before the final passage and approval of this Ordinance, the Budget Statement may be amended in accordance with comments received at public hearings, the property valuations provided by Scotts Bluff County, any action to exceed the allowable growth for restricted funds as determined by law, and as necessary to adjust for any other information gathered by the City before October 1, 2022.

Section 3. In accordance with the requirements of the Nebraska Budget Act and Nebraska Revised Statute § 16-704, the amounts set forth in the attached and incorporated Budget Statement shall be and are hereby recognized as the budget appropriations for the City of Gering, Nebraska for the fiscal year 2022-2023. The fund descriptions and amounts are as follows:

Fund	Budgeted Expenditures
General	5,497,681
Trust & Agency	91,200
Sales Tax	-
Economic Development	514,500
CDBG	20,000
Debt Service	437,958
Sinking	707,616
Downtown Development	1,019,619
Tourism	407,003
RV Park	152,642
LB840	1,355,761
Capital Projects	1,014,024
Public Safety	493,551
Streets	2,355,236
KENO	2,258,000
Special Projects	1,718,556
Electric	12,581,578
Water	1,668,631
Wastewater	1,677,236
Sanitation	3,967,901
Golf	933,517
Leasing Corporation	385,139
Civic Center	702,153
Health Insurance	2,173,750


Section 4. Upon final passage and approval of this Ordinance, the Budget Statement is adopted by the City of Gering Nebraska as the adopted budget statement. A copy of the Budget Statement shall be forwarded as provided by law to the Auditor of Public Accounts, State Capitol, Lincoln, Nebraska, and to the County Clerk of Scotts Bluff County, Nebraska, for use by the levying authority.


Section 5. This Ordinance shall become effective upon its passage on October 1, 2022.

Passed and approved this 28th day of September, 2022.

(Seal)




Mark A. Kaufman, Mayor

Attest: 
Kathleen J. Welfl, City Clerk

Approved as to Form and Legality:



City Attorney

ORDINANCE NO. 2112

AN ORDINANCE ALLOWING FOR EXCEEDING THE ALLOWABLE GROWTH AND BASIC ALLOWABLE GROWTH LIMITS FOR THE 2022-2023 FISCAL YEAR BY ONE PERCENT OF BUDGETED RESTRICTED FUNDS, AND CORRECTING THE ADOPTED BUDGET STATEMENT AND ACCOMPANYING FORMS.

BE IT ORDAINED BY THE MAYOR AND COUNCIL OF THE CITY OF GERING, NEBRASKA:

SECTION 1. Governmental units are authorized pursuant to State law at Chapter 13, Section 519, to exceed the Allowable Growth (§13-518(1)) and the Basic Allowable Growth (§77-3446) for budgeted restricted funds authority up to an additional one percent, by affirmative vote of the City Council of at least 75%.

SECTION 2. The City Council finds that such limit as provided by Section 13-519 (a) and (b) should be exceeded by one percent.

SECTION 3. An affirmative vote of at least 75% in favor of this increase is hereby cast.

SECTION 4. Section 13-511 allows correction of an adopted budget statement for clerical, mathematical, and accounting errors, which correction does not affect the total amount budgeted by more than one percent or increase the amount required from property taxes. The one percent limit increase is calculated into the current budget statement.

SECTION 5. The allowable increase in "restricted funds authority" with the additional 1% of \$71,619.98 and included in the resulting "total restricted funds authority" in the adopted budget ordinance is hereby amended to the amount of \$96,826.24.

SECTION 6. Those portions of the existing budget ordinance for 2022-2023 are amended accordingly.

SECTION 7. The City Treasurer is authorized to make appropriate changes in the submitted forms for computation of the limit for fiscal year 2022-2023, and transmit those changes to the State Auditor's office.


SECTION 8. This ordinance shall be in full force and effect from and after its approval, passage, and publication according to law.

PASSED AND APPROVED this 28th day of September, 2022.

(SEAL)

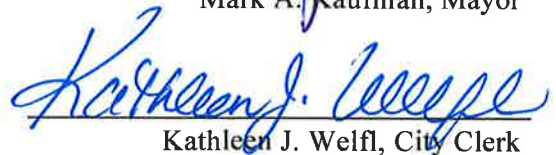


Approved as to Form and Legality:



City Attorney


Mark A. Kaufman, Mayor

Attest: 
Kathleen J. Welfl, City Clerk

Property Tax Request Act
Joint Public Hearing Information

To: Scotts Bluff County Clerk

The governing board of the following political subdivision intends to adopt a 2022 property tax request which exceeds the Property Tax Request Act's allowable growth percentage. Therefore, our political subdivision will be required to participate in the joint public hearing and postcard notification requirements of the Property Tax Request Act.

Pursuant to Neb. Rev. Stat. § 77-1633, we are providing the following information:

Name of Political Subdivision: City of Gering

Telephone Number: 308-436-6817

Proposed 2022 Property Tax Request (Total): \$1,907,581.95

Signed,



Name

08/22/2022

Date

Director of Finance

Title

Note: This information must be provided to the County Clerk of all counties in which your subdivision has valuation, no later than September 5, 2022.

RESOLUTION NO. 9-22-5

WHEREAS, Nebraska Revised Statute 77-1632 and 77-1633 provides that the Governing Body of the City of Gering passes by a majority vote a resolution or ordinance setting the tax request: and

WHEREAS, a special public hearing was held as required by law to hear and consider comments concerning the property tax request;


NOW, THEREFORE, the Governing Body of the City of Gering, resolves that:

1. The 2022-2023 property tax request for non-bond purposes be set at \$1,907,581.95.
2. The 2022-2023 property tax request for bond purposes be set at \$0.00
3. The total assessed value of property differs from last year's total assessed value by 7.9%.
4. The tax rate which would levy the same amount of property taxes as last year, when multiplied by the new total assessed value of property, would be \$.317618 per \$100 of assessed value.
5. The City of Gering proposes to adopt a property tax request that will cause its tax rate to be \$.342697 per \$100 of assessed value.
6. Based on the proposed property tax request and changes in other revenue, the total operating budget of the City of Gering will exceed last year's by 12.0%.
7. A copy of this resolution be certified and forwarded to the County Clerk on or before October 15, 2022.

PASSED AND APPROVED this 28th day of September, 2022.


Mayor

ATTEST:


City Clerk (seal)



RESOLUTION NO. 9-22-6

WHEREAS, the City of Gering transfers Enterprise Fees to the General Fund to assist in balancing the budget; and

WHEREAS, Enterprise Fees are derived from the Electric, Water, Wastewater and Sanitation Funds; and

WHEREAS, the transfer has been maintained at approximately 12% of budgeted Enterprise Fund Revenues over the last few years; and

WHEREAS, the transfer budgeted at \$1,960,000 for the 2022-2023 fiscal year.

NOW, THEREFORE, BE IT RESOLVED by the Mayor and Council of the City of Gering, Nebraska, that staff is authorized to transfer Enterprise Fees of approximately 12% of Enterprise Fund Revenues to the General for the fiscal year 2022-2023 in the amount of \$1,960,000.

PASSED AND APPROVED this 28th day of September, 2022.


Mayor

ATTEST:


City Clerk (seal)

